

THE POTENTIAL USE OF UVASYS SULFUR DIOXIDE SHEETS AND
PACKAGING MATERIALS TO RETAIN 'MAURITIUS' LITCHI (*LITCHI CHENENSIS*
SONN.) FRUIT RED PERICARP COLOUR

BY

HAROLD KGETJA MALAHLELA

MINI-DISSERTATION

Submitted in fulfilment of the requirements for the degree of

MASTER OF SCIENCE

in

HORTICULTURE

in the

FACULTY OF SCIENCE AND AGRICULTURE
(School of Agricultural and Environmental Sciences)

at the

UNIVERSITY OF LIMPOPO

SUPERVISOR: DR N MATHABA (PPECB)

CO-SUPERVISOR: PROF TP MAFEO (UL)

2019

TABLE OF CONTENTS

DECLARATION	iii
DEDICATION.....	iv
ACKNOWLEDGEMENTS	v
LIST OF TABLES.....	vi
LIST OF FIGURES	vii
LIST OF APPENDICES	viii
ABSTRACT.....	ix
CHAPTER 1 GENERAL INTRODUCTION.....	1
1.1 Background.....	1
1.2 Problem statement.....	3
1.3 Rationale of the study	3
1.4 Aim and objective of the study.....	3
1.4.1 Aim.....	3
1.4.2 Objective	4
1.5 Outline of the mini-dissertation	4
CHAPTTER 2 LITERATURE REVIEW	5
2.1 Introduction	5
2.2 Litchi pericarp colour	5
2.3 Litchi pericarp browning	7
2.3.1 Moisture loss and desiccation	7
2.3.2 Temperature stress	8
2.3.3 Micro-cracking.....	9
2.3.4 Physiological changes.....	9
2.4 Mitigation of litchi pericarp colour	13
2.4.1 Sulfur dioxide (SO ₂) treatments.....	13
2.4.2 Packaging materials.....	15
2.5 The existing gap/s on research problem.....	17
2.6 How the identified existing gap/s would be closed.....	17
CHAPTER 3 MATERIALS AND METHODS.....	19
3.1 Fruit material and description of experimental sites.....	19
3.2 Sulfur dioxide (SO ₂) treatments.....	19
3.3 Packaging procedure	21
3.4 Fruit pericarp colour evaluation	21
3.5 Experimental design and data analysis	22

CHAPTER 4 RESULTS AND DISCUSSION	23
4.1 Results.....	23
4.1.1 Pericarp browning index.....	24
4.1.2 Pericarp hue angle	25
4.1.3 Pericarp chroma.....	25
4.1.4 Pericarp lightness.....	26
4.1.4 Pearson’s correlation analysis.....	29
4.2 Discussion.....	33
4.2.1 Pericarp browning index.....	34
4.2.2 Pericarp hue angle	35
4.2.3 Pericarp chroma.....	36
4.2.4 Pericarp lightness.....	36
4.2.5 Pearson’s correlation analysis.....	37
CHAPTER 5 SUMMARY, CONCLUSIONS AND RECOMMENDED FUTURE RESEARCH	39
5.1 Summary	39
5.2 Conclusions	39
5.3 Recommended future research	40
REFERENCES	41
APPENDICES.....	52

DECLARATION

I, Harold Kgetja Malahlela declare that this mini-dissertation, which I hereby submit at the University of Limpopo for the degree Master of Science in horticulture is my own work and expressed in my own words. I further declare that this mini-dissertation has not been previously submitted for a degree or diploma in any university.

.....
Malahlela HK

.....
Date

DEDICATION

This study is dedicated to my son, Tumisho Marabi.

ACKNOWLEDGEMENTS

I would like to extend my sincere gratefulness towards the following:

- The assistance and guidance from my supervisors, Dr N Mathaba and Prof TP Mafeo is appreciated.
- Agricultural Research Council-Tropical and Subtropical Crops PhD students, Mr TK Satekge and Mr K Shikwembana for their invaluable support and insight, for which I am sincerely grateful.
- I would like to thank the Agricultural Research Council-Tropical and Subtropical Crops postharvest laboratory technician, Mr J Mlimi for assistance with laboratory equipment's and data collection.
- Thanks to Ms R Cronje of the Agricultural Research Council-Tropical and Subtropical Crops for assistance with procuring the packaging materials used in this study.
- My parents, whom they provided support and encouragement throughout my studies.
- Halls and Sons Estate for supplying the fruit and Tessara (Pty) Ltd for providing with sulfur dioxide sheets used in this study.
- Agricultural Research Council and National Research Foundation for financial support.
- The Lord Almighty for his abundant mercy, grace and provision in my life.

LIST OF TABLES

		Page
Table 2.1	Structural identification of major anthocyanidins (aglycons)	6
Table 4.1	Analysis of variance (ANOVA) for the influence of packaging materials, SO ₂ treatments, storage periods and their interactions on 'Mauritius' fruit pericarp colour parameters	24
Table 4.2	Mean values of SO ₂ treatments, packaging materials and storage periods on pericarp colour parameters of 'Mauritius' fruit stored at 4°C for 10 days and followed by 5 days of shelf-life	25
Table 4.3	Pearson's correlation coefficients between postharvest SO ₂ treatments and pericarp colour parameters in 'Mauritius' fruit stored at 4°C for 10 days and followed by 5 days of shelf-life	29

LIST OF FIGURES

		Page
Figure 2.1	General anthocyanidin structure	5
Figure 2.2	Micro-cracking during post-harvest cold chain operations when the fruit drops from 15 cm height	9
Figure 2.3	Proposed schematic presentation for enzymatic browning in litchi fruit pericarp	12
Figure 3.1	Different Uvasys sulfur dioxide (SO ₂) sheets: (1) Uva-Uno (29% Na ₂ S ₂ O ₅); (2) Dual-Release-Blue (35.85% Na ₂ S ₂ O ₅); (3) Slow-Release (36.5% Na ₂ S ₂ O ₅) and (4) Dual-Release-Green (37.55% Na ₂ S ₂ O ₅)	20
Figure 3.2	Schematic presentation of how Uvasys sulfur dioxide packaging (SO ₂) sheets work	20
Figure 3.3	Uvasys sulfur dioxide (SO ₂) sheet-packaging procedure for litchi fruit	21
Figure 4.1	An interactive effect of SO ₂ treatments and packaging materials on pericarp (A) browning index, (B) hue angle, (C) chroma and (D) lightness of 'Mauritius' fruit stored at 4°C for 10 days and followed by 5 days of shelf-life	26
Figure 4.2	An interactive effect of packaging materials and storage periods on pericarp (A) browning index, (B) hue angle, (C) chroma and (D) lightness of 'Mauritius' fruit stored at 4°C for 10 days and followed by 5 days of shelf-life	27
Figure 4.3	An interactive effect of SO ₂ treatments and storage periods on pericarp (A) browning index, (B) hue angle, (C) chroma and (D) lightness of 'Mauritius' fruit stored at 4°C for 10 days and followed 5 days of shelf-life	28
Figure 4.4	'Mauritius' litchi fruit packed in plastic-punnets and bags during day 0 of shelf-life	30
Figure 4.5	'Mauritius' litchi fruit packed in plastic-punnets and bags after day 1 of shelf-life	31
Figure 4.6	'Mauritius' litchi fruit packed in plastic-punnets and bags after day 3 of shelf-lie	32

LIST OF APPENDICES

	Page
Appendix 1 ANOVA table for effect of packaging materials, SO ₂ treatments and storage periods on 'Mauritius' fruit pericarp browning index	52
Appendix 2 ANOVA table for effect of packaging materials, SO ₂ treatments and storage periods on 'Mauritius' fruit pericarp hue angle	52
Appendix 3 ANOVA table for effect of packaging materials, SO ₂ treatments and storage periods on 'Mauritius' fruit pericarp chroma	53
Appendix 4 ANOVA table for effect of packaging materials, SO ₂ treatments and storage periods on 'Mauritius' fruit pericarp lightness	53

ABSTRACT

After harvesting litchi fruit, the red pericarp colour is rapidly lost resulting in discolouration and browning during storage and marketing. To mitigate this challenge, the South African litchi industry uses sulfur dioxide fumigation to retain litchi fruit red pericarp colour during extended storage and shelf-life. However, there are health concerns regarding the commercially used (SO_2) fumigation for litchi pericarp colour retention due to high levels of SO_2 residues in fruit aril. Therefore, this study aimed to explore the possibility of Uvasys slow release SO_2 sheets to retain 'Mauritius' litchi fruit red pericarp colour when packaged in plastic-punnets and bags. Treatment factors were two packaging materials (plastic-punnets and bags), six SO_2 treatments (control; SO_2 fumigation and four SO_2 sheets *viz.* Uva-Uno-29% $\text{Na}_2\text{S}_2\text{O}_5$; Dual-Release-Blue-35.85% $\text{Na}_2\text{S}_2\text{O}_5$; Slow-Release-36.5% $\text{Na}_2\text{S}_2\text{O}_5$ and Dual-Release-Green-37.55% $\text{Na}_2\text{S}_2\text{O}_5$) and four shelf-life periods (day 0, 1, 3 and 5). 'Mauritius' fruit were assessed for pericarp Browning Index (BI), Hue angle (h°), Chroma (C^*) and Lightness (L^*). In this study, an interactive significant effect ($P < 0.05$) between packaging type and SO_2 treatments was observed on 'Mauritius' fruit pericarp L^* , C^* and h° during shelf-life. Fruit stored in plastic-bags and treated with SO_2 fumigation showed higher pericarp C^* and L^* , while SO_2 fumigated fruit in plastic-punnets had higher pericarp h° . Lower pericarp BI was observed in SO_2 fumigated fruit stored in plastic-bags, which showed less pericarp browning than fruit in other treatments. In general, commercial SO_2 fumigation resulted in lower pericarp BI, and higher pericarp L^* , C^* and h° throughout the storage and shelf-life. Our correlation analyses results further showed that litchi fruit red pericarp colour was better preserved as SO_2 treatment levels increased, especially in plastic-bags. In retaining 'Mauritius' litchi fruit red pericarp colour, Uvasys SO_2 sheets were not effective when compared with commercial SO_2 fumigation. However, commercially SO_2 fumigated fruit were bleached throughout the storage and shelf-life. Furthermore, fruit from all treatments were spoiled due to decay and mould growth after day 5 of shelf-life. Inclusion of pathogen protectants is important in future research to demonstrate whether Uvasys SO_2 sheet-packaging technology can retain 'Mauritius' litchi fruit pericarp colour.

Keywords: *'Mauritius litchi', Packaging, Pericarp browning, Pericarp colour, Sulfur dioxide (SO₂)*

CHAPTER 1

GENERAL INTRODUCTION

1.1 Background

Litchi (*Litchi chinensis* Sonn.) is a tropical to subtropical fruit belonging to the Sapindaceae family (Huang *et al.*, 2005). In South Africa, 'Mauritius' and 'McLean's Red' are the major produced litchi cultivars at 89.8 and 6.4%, respectively. 'Mauritius' litchi cultivar dominates the export market due to their aesthetic natural red colour, high nutritional value, and sour-sweet taste (Kumar *et al.*, 2016). This litchi cultivar is mostly distributed in the tropics and subtropics regions (Cronje, 2008). In South Africa, an estimated 70% litchi fruit are produced at Nelspruit, Malalane and Hazyview in Mpumalanga province. This is followed by the Levubu and Tzaneen areas in Limpopo province which produces roughly 25% of the crop, while the remaining 5% is produced in KwaZulu-Natal province (Begemann, 2014). Economically, 56.4% of the litchi crop is exported, 36.7% sold locally, and the remaining 6.9% processed to juice (Begemann, 2014). Despite the recent severe droughts in most parts of South Africa, export volumes have increased from 1.47 million cartons in 2015 to approximately 2.15 million in 2016 (South African Litchi Growers Association, 2017).

Litchi fruit market growth constraints includes quality loss due to pericarp browning, fungal decay, desiccation and quarantine barriers imposed by highly profitable markets such as the United States (Mathaba *et al.*, 2015). Among the identified market, limitations of litchi fruit pericarp browning is the primary cause of post-harvest economic loss in the industry (Jiang *et al.*, 2006). Moreover, the success of the litchi market growth is dependent upon the resolution of horticultural and post-harvest problems that strongly influence cosmetic eye-appeal of the fruit (Kaiser, 1996). In order to attain higher market prices, preservation of litchi red colour is important for many exporting countries.

Commercially, gaseous sulfur dioxide (SO₂) fumigation has been adopted by the South African litchi industry to mitigate against pericarp browning and loss of fruit cosmetic appeal. However, this treatment resulted in undesirable residues which constitutes a potential health risk for SO₂ asthmatics (Kremer-Köhne, 1993). Furthermore, SO₂ residues result in altered fruit taste due to higher aril titratable acidity

and it is ineffective against some post-harvest fungi where resistance has appeared (Holcroft *et al.*, 2005). In addition, surplus SO₂ can bleach the red fruit pericarp colour to pale yellow-green which leads to poor litchi appeal (Rattanachai, 1997). Acid treatments *viz.* hydrochloric acid dips have been applied on SO₂ fumigated litchi fruit to convert back the pale-yellow pericarp to a red-pink colour by decreasing the pericarp pH. Nevertheless, this treatment confers an unnatural pliable red colouration of the pericarp which is unpleasant.

Health hazards and undesirable effects constituted by SO₂ fumigation have led to post-harvest research towards the development of alternative strategies to mitigate litchi fruit pericarp browning. These include post-harvest dip treatments with ethylenediaminetetraacetic acid, calcium disodium salt hydrate; phosphoric-acid, and 4-hexylresorcinol (Sivakumar and Korsten, 2006a; Kumar *et al.*, 2012). In addition, antioxidants and salicylic acid (Jiang and Fu, 1999; Kumar *et al.*, 2013), controlled atmosphere storage (Reichel *et al.*, 2017), and modified atmosphere packaging (Somboonkaew and Terry, 2011) have also been used to retain litchi fruit red pericarp colour. Of the above mentioned alternative treatments, modified atmosphere with various polymer packaging has an advantage of application ease at commercial level (Flores *et al.*, 2004). Furthermore, packaging material maintains high humidity around the fruit, and can reduce the oxygen concentration inside the package necessary for retarding oxidation activities related to browning (Fishman *et al.*, 1996). However, excessive high in-package relative humidity may promote microbial spoilage (Hussein *et al.*, 2015).

Recently, SO₂ packaging sheets are one technology that has shown promising results in delaying loss of litchi red pericarp colour (Schutte *et al.*, 1990). This technology is an active packaging technology involving incorporation of antimicrobial agents and/or antioxidant releasing systems such as sodium metabisulfite (Na₂S₂O₅) salt. Packaging fresh produce with SO₂ sheets has been successful in the table grapes for eliminating storage fungi during transportation (Zoffoli *et al.*, 2009). In recent years, few studies investigated the effect of SO₂ packaging sheets on litchi fruit pericarp colour (Schoeman *et al.*, 2007; Wermund *et al.*, 2014).

1.2 Problem statement

The currently used post-harvest SO₂ fumigation for pericarp colour retention of litchi fruit leads to economic losses due to growing concern over food safety and environmental pollution (Rattanachai, 1997). Thus, European markets have set a maximum residue limit (MRL) of < 10 ppm of SO₂ residues in the edible aril of SO₂ fumigated litchi fruit (Ducamp-Collin, 2001). Consequently, litchi fruit consignment from South African must be inspected by the Perishable Products Export Control Board (PPECB) in order to ensure that fruit destined for export conform to the European Food Safety Standards (Begemann, 2014). Moreover, litchi fruit stored in SO₂ packaging sheets always have SO₂ residues below the set MRL, and are safe for consumption. However, there is meagre information about the potential of SO₂ packaging sheets to delay loss of litchi fruit pericarp colour. Therefore, the efficacy of SO₂ sheets to retain red skin colour of 'Mauritius' litchi fruit would be investigated in this study.

1.3 Rationale of the study

The introduction of an alternative method to preserve litchi fruit pericarp colour entails that the new technology should provide equal or better-quality retention, low implementation costs and practical handling of large volumes than the currently used SO₂ fumigation (De Reuck, 2010). Sulfur dioxide (SO₂) packaging sheet technology provides an added advantage over the current used SO₂ fumigation treatment since it results in SO₂ levels far below the MRL. Sulfur dioxide (SO₂) sheet-packaging is a low-cost technology, easy to implement at the commercial level and also environmentally safe for consumers and packhouse workers. Furthermore, SO₂ sheets have a lifespan of 2 years in storage when properly used. Therefore, this technology should be investigated as a potential alternative treatment to SO₂ fumigation for litchi fruit red pericarp colour preservation.

1.4 Aim and objective

1.4.1 Aim

The aim of this study was to determine the potential of SO₂ packaging sheets in retaining 'Mauritius' litchi fruit red pericarp colour.

1.4.2 Objective

To investigate whether SO₂ sheets would retain red pericarp colour of 'Mauritius' litchi fruit packaged in perforated plastic-punnets and bags.

1.5 Outline of the mini-dissertation

Under Chapter 1 (General Introduction), the background, and the South African litchi industry is briefly covered. Furthermore, constraints in litchi industry, post-harvest treatments used as well as the problem statement, rationale of the study and research aim, and objective are outlined. Chapter 2 covers literature on the research problem, focusing on pericarp colour and browning and treatments used to control browning of litchi. While, Chapter 3 deals with research methodology and Chapter 4 deals with results and discussion of assessing the efficacy of SO₂ sheets to retain red pericarp colour of 'Mauritius' litchi fruit stored in perforated plastic-punnets and bags. Lastly, summary, conclusions and recommended future research are provided in Chapter 5.

CHAPTER 2

LITERATURE REVIEW

2.1 Introduction

In litchi (*Litchi chinensis* Sonn.) fruit, pericarp colour is one of the characteristic maturity index used to quantify commercial quality (Bryant, 2012). Red fruit pericarp colour preservation throughout the cold-chain has been a major focus of post-harvest litchi research. Thus, this literature review is focused on litchi pericarp colour and browning. The ensuing literature review would be focused on sulfur dioxide (SO₂) treatments and packaging materials as commercial methods used to mitigate litchi pericarp browning. Lastly, this chapter will identify the existing gaps on the research problem and explanation of how the gaps could be addressed.

2.2 Litchi pericarp colour

Litchi fruit red pericarp colour is conferred by chlorophyll degradation; and concomitant anthocyanin biosynthesis (Lee and Wicker, 1991). Anthocyanin pigments are responsible for the pink-red litchi pericarp colour (Valero and Serrano, 2010). In terms of grouping, anthocyanins fall under secondary plant metabolites and belong to the flavonoids phenolic compounds (Castañeda-Ovando *et al.*, 2009). Anthocyanidins (aglycons) are the basic structures of the anthocyanins and consist of an aromatic ring (A) bonded to a heterocyclic ring (C) with an oxygen bonded by a carbon-carbon bond to a third aromatic ring (B) (Figure 2.1) (Konczak and Zhang, 2004). Anthocyanidins bonded to a sugar moiety (glycoside form) are known as anthocyanins.

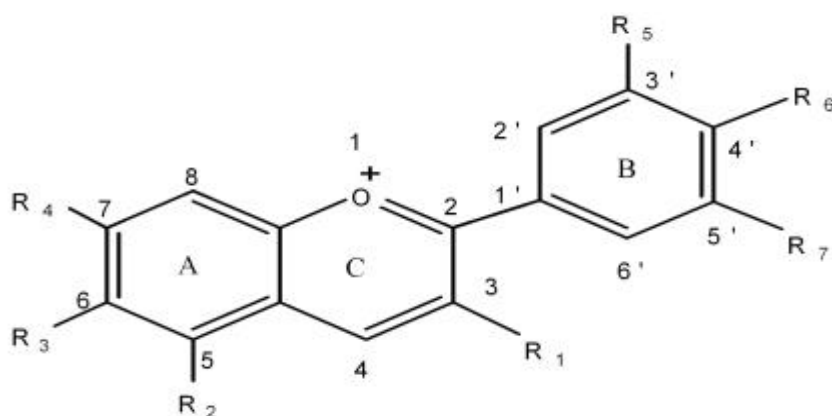


Figure 2.1 General anthocyanidin structure. R1-R7 are substitution patterns from Table 2.1, which are later glycosylated to form anthocyanins

Table 2.1 Structural identification of major anthocyanidins (aglycons) (Castañeda-Ovando *et al.*, 2009).

Aglycons	Abbreviations	Substitution pattern							Colour
		R ₁	R ₂	R ₃	R ₄	R ₅	R ₆	R ₇	
Cyanidin	Cy	OH	OH	H	OH	OH	OH	H	Orange-red
Delphinidin	Dp	OH	OH	H	OH	OH	OH	OH	Blue-red
Malvidin	Mv	OH	OH	H	OH	OMe	OH	OMe	Blue-red
Pelargonidin	Pg	OH	OH	H	OH	H	OH	H	N.R*
Peonidin	Pn	OH	OH	H	OH	OMe	OH	H	Orange-red
Petunidin	Pt	OH	OH	H	OH	OMe	OH	OH	Blue-red

N.R*, not reported

Lee and Wicker (1991) identified cyanidin-3-O-rutinoside, malvidin-3-O-acetylglucoside and cyanidin-3-O-glucoside as three major anthocyanins in 'Brewster' litchi pericarp. Whereas, Somboonkaew and Terry (2010) found cyanidin-3-glucoside to be the major anthocyanin in 'Mauritius' litchi fruit pericarp. Zhang *et al.* (2000) found malvidin-3-O-glucoside to be the major anthocyanin in 'Huaizhi' litchi fruit. However, 67 to >95% of total anthocyanins in other different litchi cultivars ('Meiguili', 'Baila', 'Baitangying', 'Guiwei', 'Nuomici' and 'Guinuo') from China are constituted by cyanidin-3-O-rutinoside (Zhang *et al.*, 2005). Therefore, pericarp anthocyanin concentrations vary amongst litchi fruit cultivars (Somboonkaew and Terry, 2010).

'McLean's Red' litchi fruit showed higher anthocyanin concentration when compared with 'Mauritius' fruit after 14 and 21 days storage (De Reuck *et al.*, 2009). In addition to the cultivar influence, anthocyanin concentration in fruit pericarp may vary with respect to growing locations, pre-harvest treatments and climatic conditions (Singh *et al.*, 2014). Pre-harvest 150 and 300 mgL⁻¹ abscisic acid application resulted in higher 'Culcuttia' litchi pericarp total anthocyanin accumulation compared to the control

(Singh *et al.*, 2014). According to Shiukhy *et al.* (2014), 'Sangiro Moro' navel orange rind showed higher total anthocyanin content in south canopy position compared with other positions. Jing *et al.* (2007) reported that different growing locations affected total anthocyanin contents of 'Jubilee' purple corncob. Lastly, high temperature (25/30°C) growing conditions increased anthocyanin content in unknown strawberry fruit cultivar (Wang and Zheng, 2001). Therefore, pre-harvest and climatic factors influence anthocyanin concentrations of fresh produce at postharvest period.

2.3 Litchi pericarp browning

Once litchi fruit are harvested, the red pericarp colour is lost within 48 hours and completely turns brown after 72 hours (Neog and Saikia, 2010). The browning reaction is reported to be triggered by moisture loss and desiccation, temperature stress and micro-cracking of the pericarp, which cause anthocyanin degradation (Sivakumar *et al.*, 2010). In this section, post-harvest factors that influence litchi red pericarp colour loss are reviewed.

2.3.1 Moisture loss and desiccation

Pericarp browning reduces litchi fruit appeal and marketability (Kumar *et al.*, 2016). According to Scott *et al.* (1982), litchi fruit red colour loss is related to pericarp moisture or desiccation. However, there is contradicting literature about moisture loss amount required to result in litchi pericarp browning. Underhill and Critchely (1994) reported that litchi fruit browning can occur when about 2% of the pericarp moisture is lost after harvest. Brown (1986) postulated that browning may commence when 3-5% litchi fruit moisture is lost. According to Liang *et al.* (1998) research work, pericarp browning of 'Tai So' litchi commenced when 7.6% of fruit moisture was lost. Moreover, these authors found that fruit were completely brown after 18% moisture was lost. Furthermore, Wu *et al.* (1997) suggested that 9% fruit moisture loss was sufficient to trigger litchi pericarp browning. These conflicting findings may be attributed to various factors such as moisture assessment methods, cultivars, moisture contents at harvest and post-harvest treatments prior to moisture content measurements (Bryant, 2012).

According to Bryant (2004), browning caused by moisture loss occurs due to water potential gradient that draws water vapour into the surrounding air. Moreover, Bryant (2012) found that air current had a significant effect on 'Kwa May Pink' and 'Wai Chee'

litchi fruit moisture loss rate during 6 to 27.5 hours storage at room temperature. Similarly, 'Oliver' brussels sprouts stored in 0.1 m.s^{-1} air flow lost 18 times higher moisture than those protected from air current (Van den Berg, 1987). However, moisture loss rate may vary for different fruit cultivars and vegetables due to differences in skin cuticle physiological properties. 'Britewell' blueberry with cuticular wax removed showed higher moisture loss and poor pericarp colour compared with unremoved cuticular wax control fruit (Chu *et al.*, 2018). Huang *et al.* (2004) reported that 'Huaizhi' litchi fruit showed less moisture loss and browning when compared with 'Nuomici' litchi fruit. Moreover, resultant physical cell structure changes due to moisture stress caused enzymatic pericarp browning of 'Guiwei' litchi fruit during 9 days storage at 25°C and 85-95% relative humidity (Zhang *et al.*, 2015).

2.3.2 Temperature stress

Bhushan *et al.* (2015) reported that browning of 'Shahi' litchi induced by temperature stress was distinguished from moisture loss by a distinctive dark and water-soaked areas on the pericarp surface. Temperature stress can result from either heat or chilling injury. With regards to chilling injury, pericarp tissue necrosis and browning occurs when litchi fruit are stored at temperatures below 0°C or less than 2°C (Kaiser, 1996). Consequently, De Reuck (2010) suggested that 'Mauritius' and 'McLean's Red', South African litchi cultivars should be stored at $2\text{-}5^{\circ}\text{C}$ to avoid pericarp chilling damage; and therefore, browning. Furthermore, peels of 'Kluai Khai' (Musa AA Group) and 'Kluai Hom Thong' (Musa AAA Group) banana fruit stored at 6 and 10°C were brown due to chilling injury (Nguyen *et al.*, 2003). However, peel browning was highly significant at 6°C cold storage. This suggest that pericarp/peel browning severity as a result of chilling injury is temperature and cold storage duration dependent.

Heat treatments are being actively used for post-harvest quality retention of fresh produce. However, heat treatments can cause tissue damage and pericarp browning when inappropriately used. Therefore, it is challenging to find a time-temperature regime that will produce the desired effect on fruit quality retention (Valero and Serrano, 2010). Bagshaw *et al.* (1991) reported that storing 'Kwai May Pink' litchi fruit at temperatures above 50°C will cause pericarp browning. According to Underhill and Critchley (1993), hot water dip for 10 minutes at 60°C resulted in 'Kwai May Pink' litchi pericarp browning. Fan *et al.* (2011) found that hot air treatment for 8 and 12 hours at

46°C caused peel browning of 'Jonagold' and 'Cortland' apple fruit. Moreover, it is reported that the basic principle behind browning mechanism due to temperature stress is similar to that of moisture loss and desiccation (Sivakumar *et al.*, 2010).

2.3.3 Micro-cracking

Pericarp micro-cracking also results in litchi browning (Huang *et al.*, 2004). During litchi fruit development, micro-cracks (20 to 100 µm in width) occur on the pericarp surface due to aril expansion (Huang *et al.*, 2004). Litchi pericarp micro-cracking occurs when fruit aril exerts an increased pressure against the pre-grown pericarp (Underhill and Simons, 1993). Wet and dry periods fluctuation during the later fruit development stage also accelerate micro-cracking (Sivakumar *et al.*, 2010). Furthermore, fruit dropping during post-harvest cold chain operations can result in micro-cracking (Figure 2.2).




Figure 2.2 Micro-cracking during post-harvest cold chain operations when the fruit drops from 15 cm height (Sivakumar *et al.*, 2007).

Underhill and Simons (1993) suggested that micro-cracking could result from moisture loss and desiccation. Nevertheless, it is likely that micro-cracks promote pericarp browning by constituting to a further desiccation on the pericarp tissues. Micro-cracks would also be likely to encourage tissue browning through increased cellular breakdown, and exposure of underlying pericarp tissues to air and/or oxygen for phenolics oxidation (Bryant, 2004).

2.3.4 Physiological changes

Litchi fruit pericarp browning can occur enzymatically through hydrolysis of anthocyanin pigments by anthocyanase, forming an anthocyanidin (Zhang *et al.*, 2005). Anthocyanidins may be oxidised by polyphenol oxidase (PPO) and peroxidase

(POD). In turn, oxidative products of phenolics (4-methylcatechol) resulting from PPO and POD actions then accelerate anthocyanidin degradation leading to polymeric brown pigments (Figure 2.3) (Jiang *et al.*, 2004).

i) Polyphenol oxidases

Pericarp browning of fruits results from phenolic compound oxidation. The enzymes responsible for this oxidation are polyphenol oxidase (PPO) namely, laccase and catechol oxidase (Zhang *et al.*, 2000). According to Jiang *et al.* (2004), enzymatic litchi pericarp browning is mainly due to phenolic oxidation and anthocyanin degradation by PPO. In addition, PPO activities in litchi pericarp are pH dependent and their pH optima is 6.5 (Jiang and Fu, 1999). Mizobutsi *et al.* (2010) found PPO activities in 'Bengal' litchi pericarp higher between pH 6.5 and 7.0 and no enzyme activity were detected at pH 2.5. Jiang *et al.* (1997) found PPO activity of unknown litchi fruit cultivar to increase at higher pH (7-7.4), whereas no PPO enzyme activity was observed below pH 4.2. However, these findings contradicted with those reported by Underhill and Critchley (1995) who showed that 'Kwai May Pink' litchi pericarp PPO contents were high at pH > 4.

Liu *et al.* (2010) reported that (-)-epicatechin was the major endogenous substrate of PPO enzyme in 'Feizixiao' litchi pericarp tissue. They stated that (-)-epicatechin oxidative products catalyse anthocyanin degradation, thereby, leading to pericarp browning. Furthermore, Reichel *et al.* (2017) proposed a mechanism for litchi browning: (1) PPO-mediated oxidation of abundant (-)-epicatechin, leading to dark brown pigments and (2) micro-cracks induce formation of brown pericarp surface scurf, possibly with additional action by peroxidase (POD).

ii) Peroxidase

Peroxidase (POD) is also an oxidative enzyme like the PPO present in litchi pericarp tissue (Zhang *et al.*, 2005). According to Jang and Moon (2011), POD is an indicator of various biodegradation reactions, which implies that it is also relevant in fruits enzymatic browning. Lin *et al.* (1988) and Underhill and Critchley (1994) found POD enzyme activities to increase during 'Huaizhi' litchi fruit pericarp browning. Moreover, involvement of POD in 'Caffra' marula (Mdluli, 2005) and 'Gala and Fuji' apple fruits (Valderrama and Clemente, 2004) skin browning has been documented. Gong and

Tian (2002) reported that POD purified partially from 'Heiye' litchi pericarp can rapidly oxidise 4-methylcatechol in hydrogen peroxide presence (H_2O_2). This suggests that POD is involved in litchi enzymatic browning.

iii) Anthocyanase

Anthocyanase (anthocyanin- β -glucosidase) also play a vital role in enzymatic litchi browning by removing the sugar moiety, which result in degradation of an anthocyanin (Huang, 1955). Zhang *et al.* (2001) found high activity of anthocyanase in 'Huaizhi' litchi pericarp turning brown and postulated that litchi browning may involve: (1) co-oxidation of phenolics and anthocyanins by browning promoting enzymes (PPO and POD) with the formation of *o*-quinones, and (2) the hydrolysis of anthocyanins by anthocyanase, leading to the production of anthocyanidin, which hasten enzymatic degradation of the anthocyanins.

In summary, pericarp browning of litchi is a result of enzymatic oxidation, which involves loss of enzymes and substrates compartmentalization facilitated by moisture loss, temperature stress and micro-cracking. When litchi fruit is picked at about 80% maturation, metabolism reactions in the pericarp tissue still continue and cells are able to maintain their membrane integrity, which ensures separation of enzymes and substrates in the cytosol and vacuole, respectively (Bhushan *et al.*, 2015). However, after 2-3 days at ambient temperatures, high activities of PPO and POD increases oxidation, leading to browning (Jiang and Chen, 1995). Nonetheless, the distinction of PPO and POD enzymes actions in litchi pericarp browning is a complex physiological process to elucidate (Bhushan *et al.*, 2015). Nevertheless, these enzymes function complementary to result in litchi pericarp browning (Zhang *et al.*, 2005).

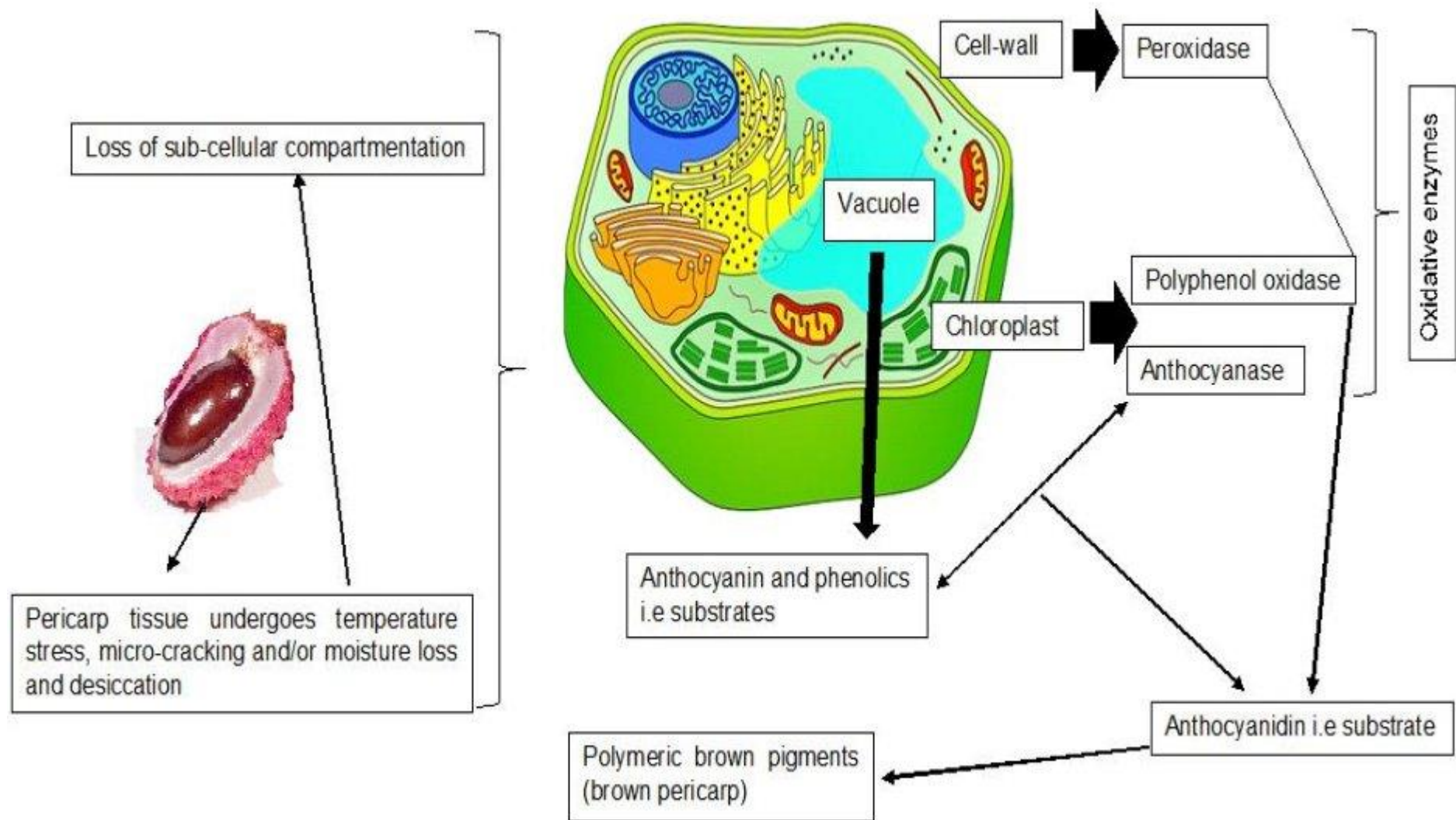


Figure 2.3 Proposed schematic presentation for enzymatic browning in litchi fruit pericarp (Jiang *et al.*, 2004)

2.4 Mitigation of litchi pericarp browning

2.4.1 Sulfur dioxide (SO₂) treatments

Post-harvest pericarp browning mitigation of litchi is achieved by interfering with browning biochemical processes. Post-harvest SO₂ treatments are one of the methods used for interfering with biochemical processes that lead to pericarp browning. The principal mechanism involved in inhibition of browning by SO₂ is due to SO₂ reducing oxygen; and thus, making it unavailable for oxidizing polyphenols, or reacting with quinones or other intermediates (Kaiser, 1996). Furthermore, SO₂ reacts with anthocyanins and results in litchi pericarp bleaching, thereby, stabilizing the pigments against degradation.

Sulfite bleaching is an ionic reaction involving a nucleophilic attack by a negative ion of sulfurous acid on the flavylum cation to form chromen-4 (or-2) sulfonic acid. In addition, Holcroft and Mitcham (1996) reported that SO₂ and anthocyanins form an anthocyanin-SO₃H complex that is more stable, and effects of SO₂ in controlling browning may be the results of this complexing rather than PPO and POD inhibition. The proceeding sections of the literature will review findings on SO₂ treatments effect on litchi pericarp colour parameters.

i) Pericarp browning index

Litchi fruit pericarp browning increases rapidly after harvest, with peak activity occurring after 48 hours (Zauberman *et al.*, 1991). Kumar *et al.* (2013) found browning index of untreated 'Rose Scented' litchi fruit to rapidly increase during 6 days storage at ambient conditions. However, SO₂ fumigation treatment resulted in lower 'McLean's Red' litchi browning index, thereby reducing pericarp browning when compared with untreated control (Sivakumar *et al.*, 2008). In another study, sodium metabisulfite (Na₂S₂O₅) dip treatment resulted in lower 'Feizixiao' litchi pericarp browning index when compared with control (Liang *et al.*, 2012). Moreover, browning index of SO₂ fumigation treatment was significantly higher than 0.5% salicylic acid and 0.1% N-acetyl cysteine treatments in 'Taiso' litchi fruit (Kumar *et al.*, 2013).

ii) Pericarp hue angle

According to Sivakumar *et al.* (2007), pericarp bleaching is one of the drawbacks on litchi colour associated with current commercial SO₂ fumigation. Pericarp bleaching occurs when excess sulfur is used, leading to fruit pericarp turning yellow to pale green. Sivakumar and Korsten (2010) reported that hue angle (h°) of SO₂ fumigated 'McLean's Red' litchi fruit was higher, indicating a pinkish-yellow bleached pericarp colour. Furthermore, SO₂ fumigation resulted in higher 'Mauritius' fruit pericarp hue angle when compared with freshly harvested control fruit after 34 days at 2 and 14°C for 2 days (Sivakumar and Korsten, 2006a). Somboonkaew and Terry (2011) also found pericarp hue angle of 'Mauritius' litchi fruit stored in 5 and 13°C to be higher in commercial SO₂ fumigation treatment than in control fruit for 11 days storage.

iii) Pericarp chroma

Litchi fruit red pericarp colour loss is related to lower pericarp chroma. Sivakumar and Korsten (2006a) investigated the influence of modified atmosphere packaging and post-harvest dip treatments on quality retention of 'Mauritius' litchi fruit. They found that SO₂ fumigated 'Mauritius' fruit had higher pericarp chroma than control and fruit treated with ethylenediaminetetraacetic acid, calcium disodium salt hydrate (EDTA). Commercial SO₂ fumigation 'Mauritius' litchi fruit showed higher pericarp chroma when compared with non-adulterated control fruit (Somboonkaew and Terry, 2011). Furthermore, SO₂ fumigation treatment resulted in higher 'Taiso' litchi fruit pericarp chroma, ranging from yellow to pink-red in colour for 5 weeks storage at 2°C (Ramma, 2014).

iv) Pericarp lightness

Pericarp lightness is also one of the most important colour parameter which represents the degree of darkness (0) or lightness (100) of a fruit surface. Pericarp lightness of SO₂ fumigated 'Mauritius' litchi fruit stored at 5 and 13°C for 6 days were significantly higher than control (Somboonkaew and Terry, 2011). In addition, Sivakumar and Korsten (2006a) found 'Mauritius' litchi fruit pericarp to have a higher lightness when compared with freshly harvested untreated fruit. Mahajan *et al.* (2003) found visual appearance of untreated control 'Culcuttia' litchi fruit to be dark-brown (lower pericarp lightness) when compared with reddish (higher pericarp lightness) SO₂ fumigated fruit

with stalked bunch. Generally, SO₂ fumigation results in fruit with higher pericarp lightness than untreated fruit.

2.4.2 Packaging materials

Post-harvest litchi fruit browning can also be mitigated by reducing pericarp desiccation and moisture loss stress. These stress factors lead to loss of cellular compartmentalisation, subsequently resulting in substrates mixing and browning enzymes (Siracusa, 2012). According to Hussein *et al.* (2015), packaging plays a crucial role in delaying pericarp moisture loss of fresh produce by maintaining desirable humidity in the package headspace. Generally, low oxygen permeability packaging materials extend shelf-life of fruit since in-package oxygen pressure drops, thereby reducing oxidation activities (Siracusa, 2012). However, resulting water vapour condensation during fluctuating temperature conditions may facilitate development of microbial growth and fruit decay (Fonseca *et al.*, 2000). Furthermore, enzymes derived from fungi are thought to lead to pigment degradation and browning (Lee and Wicker, 1991). The following section of the literature will review effect of packaging on litchi fruit colour parameters.

i) Pericarp browning index

Approximately 90% of the materials used in modified atmosphere packaging of fresh fruit are plastic packaging films (Mangaraj *et al.*, 2009). These materials provide a wide range of permeability to gases and water vapour, which is vital for reducing litchi pericarp browning (Hussein *et al.*, 2015). According to Jitareerat *et al.* (2013), polyethylene terephthalate (PET) trays covered with active bags significantly reduced 'Chakkaphat' litchi fruit pericarp browning when compared with control during 28 days cold storage at 4°C. Sivakumar *et al.* (2008) found that sole biorientated polypropylene (BOPP) packaging showed higher 'McLean's Red' litchi fruit pericarp browning index in contrast when used with EDTA treatment. Furthermore, packing in perforated plastic-punnets delayed 'Mauritius and McLean's Red' litchi fruit (De Reuck *et al.*, 2009), and 'Wild' strawberry fruit (Almenar *et al.*, 2007) skin browning than non-perforated plastic-punnets.

ii) Pericarp hue angle

Hue angle (h°), defined as the angle between the hypotenuse and 0° on the a^* axis (red: green colour ratio) can also be used to measure litchi skin colour. Generally, litchi fruit red pericarp colour ranges between hue angles of 30 to 40° , and higher hue angle values designate a fruit becoming brown. The combination of polyvinyl chloride (PVC) and biorientated polypropylene (BOPP) modified atmosphere packaging resulted in lower 'Shahi' litchi fruit pericarp hue angle when compared with unpacked control fruit (Mangaraj *et al.*, 2012). Chaiprasart (2004) reported that PVC film produced lower pericarp hue angle of unknown litchi fruit cultivar than polyethylene (PE) film during 12 days storage at 5°C . While, wrapping with PropaFresh™ PFAM film resulted in lower 'Mauritius' litchi fruit pericarp hue angle at 5 and 13°C storage for 11 days when compared with unwrapped control fruit (Somboonkaew and Terry, 2011). Furthermore, De Reuck *et al.* (2009) found 'Mauritius' and 'McLean's Red' litchi fruit pericarp hue angle to be lower under non-perforated plastic-punnets than in perforated-plastic punnets stored at 2°C and 90% RH for 14 and 21 days.

iii) Pericarp chroma

According to Farina *et al.* (2017), lower litchi fruit pericarp chroma correspond with commencement of pericarp browning. The effect of packaging materials and temperature on 'Mauritius' litchi fruit pericarp chroma has been documented (Somboonkaew and Terry, 2011). PropaFresh™ PFAM film wrapping resulted in higher 'Mauritius' litchi fruit pericarp chroma than unwrapped control fruit at 5 and 13°C , respectively. Perforated (4 holes, 0.6 mm diameter) plastic-punnets packaging showed higher 'Mauritius' and 'McLean's Red' litchi fruit pericarp chroma than 10 holes (0.6 mm diameter) perforated plastic-punnets (De Reuck *et al.*, 2009). 'Himbo Top' raspberry fruit placed in polyethylene terephthalate trays wrapped with biodegradable and compatible film showed higher chroma than unwrapped control after 48 hours following $18\pm 1^\circ\text{C}$ storage (Giuggioli *et al.*, 2015).

iv) Pericarp lightness

A decrease in litchi fruit pericarp lightness (L^*) value ($L^*=0$ represents black; $L^*=100$ represents white) reflects fruit becoming brown, possibly due to commencement of senescence (Giuggioli *et al.*, 2015). Pericarp lightness of 'Napoleon' cherry fruit was found to be not significantly affected when stored in polypropylene (PP) and polyvinyl chloride-polyethylene (PVC-PE) trays covered with biaxially oriented polypropylene film (BOPP) for 42 days storage at ambient temperatures (Esturk *et al.*, 2012). However, Chaiprasart (2004) found differences in pericarp lightness of unknown litchi fruit cultivar stored in PET trays and wrapped with PE and PVC film for 12 days storage. 'Shan-i-Punjab' peach packed in corrugated trays under shrink film wrapping showed a lightness value of 62.42, which was higher than 60.60 of unwrapped control (Pongener *et al.*, 2011). Furthermore, 'Mauritius' litchi fruit stored in plastic punnets had a higher pericarp lightness under Cellophane™ WS film wrapping when compared with unwrapped fruit (Somboonkaew and Terry, 2011).

2.5 The existing gap/s on research problem

The South African litchi industry needs safe and environmentally friendly post-harvest treatments other than SO_2 fumigation for prevention of pericarp browning. In the Table Grape Industry, SO_2 releasing sheets are used commercially for post-harvest refrigerated storage and transport of grapes. Schutte *et al.* (1990) have investigated the use of SO_2 sheets on pericarp browning inhibition for 'Mauritius' litchi fruit stored in polyethylene bags (without perforations). The study indicated that Slow-Release SO_2 sheets inside polyethylene bags resulted in 2% pericarp browning of 'Mauritius' fruit. In recent years, only a few studies have investigated using SO_2 sheets to preserve red pericarp colour of litchi fruit (Schoeman *et al.*, 2007; Wermund *et al.*, 2014). Moreover, there is little information about the effect of SO_2 packaging sheets on red pericarp colour of 'Mauritius' fruit, and as a potential alternative post-harvest treatment to retain litchi pericarp colour.

2.6 How the identified existing gap/s would be addressed

To close the existing gap/s, this study would explore the possibility of SO_2 sheets to preserve red pericarp colour of 'Mauritius' litchi fruit stored in plastic-punnets and bags. SO_2 sheets contain sodium metabisulfite ($Na_2S_2O_5$) compound which gradually

generate gaseous SO₂ in the produce headspace (Liang *et al.*, 2012). Furthermore, SO₂ sheets result in safe fruit for consumption after treatment since they produce less than 10 ppm of residual levels in the edible portion of litchi. Moreover, to demonstrate whether SO₂ sheets could be recommended as a safe post-harvest treatment to reduce browning of litchi fruit, the performance of SO₂ sheet treated fruit would be compared with that of SO₂ fumigation and untreated fruit.

CHAPTER 3

MATERIALS AND METHODS

3.1 Fruit material and description of experimental sites

Fumigated and non-fumigated (SO₂) 'Mauritius' litchi fruit were collected from Halls and Sons packhouse, in Mpumalanga province, South Africa (25°27'34.5"S 30°56'43.4"E). All fruit were then transported to the Agricultural Research Council-Tropical and Subtropical Crops (ARC-TSC) postharvest laboratory in Nelspruit, Mpumalanga (25°27'06.7"S; 30°58'10.9"E) where the experiment was conducted.

3.2 Sulfur dioxide (SO₂) treatments

On arrival at the postharvest laboratory, fruit were sorted for uniform size, absence of defects and diseases symptoms. Fumigated (SO₂) 'Mauritius' fruit, which served as a positive control were obtained by burning 99% pure sulfur powder under a tarpaulin (1 kg sulfur powder/1600 kg of fruit) for 20-30 minutes in ventilated crates. This fumigation procedure was commercially carried out by packhouse workers where fruit were collected. Untreated 'Mauritius' fruit were included in this trial as a negative control. Four different 356 x 260 mm Uvasys SO₂ sheets (Figure 3.1) were obtained from Tessara (Pty) Ltd in Cape Town. These sheets contain > 98% pure Na₂S₂O₅ salt encapsulated in wax matrix between a thin polyester film (top layer) and inert non-woven layer (bottom layer). Uvasys SO₂ sheets generate SO₂ gas by reacting with moisture produced by the fruit during cold storage as shown in Figure 3.2 (Wermund *et al.*, 2014).




Figure 3.1 Different Uvasys sulfur dioxide (SO₂) sheets: (1) Uva-Uno (29% Na₂S₂O₅); (2) Dual-Release-Blue (35.85% Na₂S₂O₅); (3) Slow-Release (36.5% Na₂S₂O₅) and (4) Dual-Release-Green (37.55% Na₂S₂O₅)

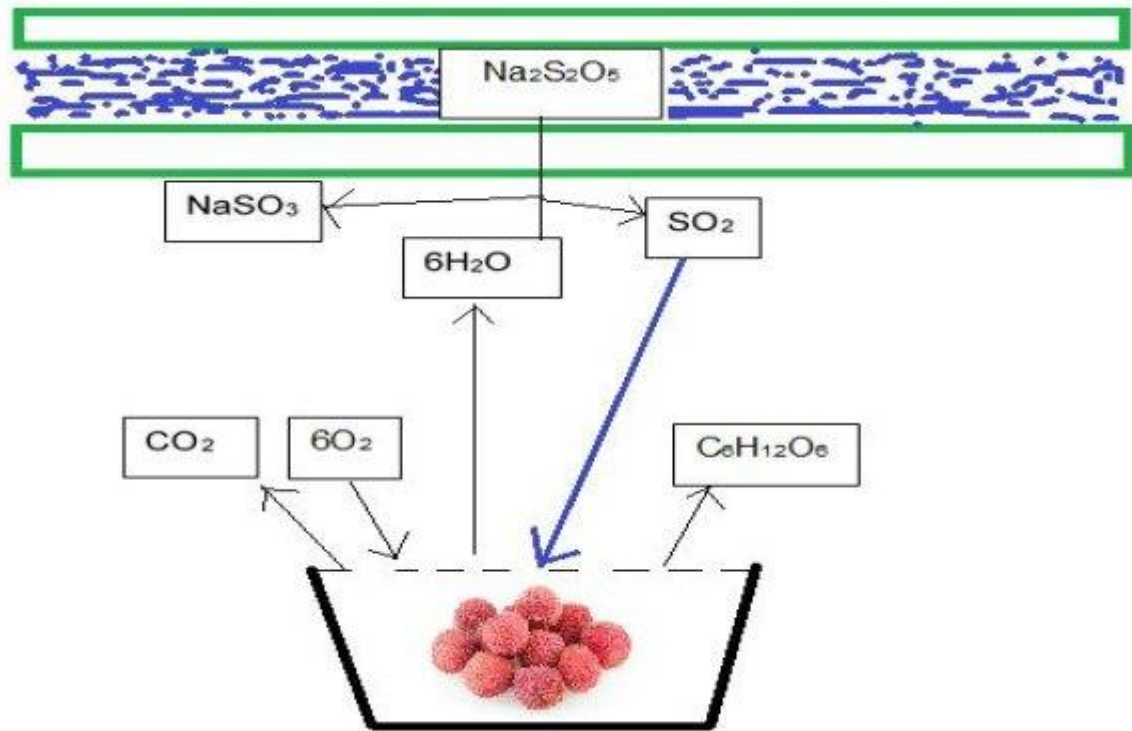


Figure 3.2 Schematic presentation of how Uvasys SO₂ packaging sheets work

3.3 Packaging procedure

Approximately 624 untreated control and SO₂ fumigated 'Mauritius' fruit were equally packed in 24 plastic punnets (140 x 115 mm size) and plastic bags (500g size bag) inside corrugated boxes, respectively. Whereas, approximately 1248 untreated 'Mauritius' fruit were equally packed in 48 plastic punnets and bags, thereafter; each of the four Uvasys SO₂ sheets was placed on top of each packaging material (Figure 3.3). Treatments (Control, SO₂ fumigation and 4 different Uvasys SO₂ sheets) had 3 replicates in plastic punnets and bags. 'Mauritius' fruit from all treatments were then cold stored at 4 °C for 10 days. After withdrawal from cold storage, pericarp colour parameters were evaluated at day 1, 3 and 5 of fruit shelf-life. Ten litchi fruit per replicate were evaluated for pericarp colour parameters (n=30), while the remaining fruit used for observation and sampling.



Figure 3.3 Uvasys SO₂ sheet-packaging procedure for litchi fruit

3.4 Fruit pericarp colour evaluation

Pericarp colour was measured objectively using a chromameter (Konika Minolta CR-400 model: DFM50) by averaging three measurements taken around 'Mauritius' fruit equator. Data was expressed as pericarp lightness (L^* =lightness ranging from 0-100), chroma (C^*) and hue angle (h°). From the chlorophyll a^* (-greenness to +redness) and b^* (-blueness to +yellowness) values obtained, pericarp hue angle was calculated using the following formulae:

$$h^{\circ} = \tan^{-1} \left(\frac{b^{*}}{a^{*}} \right)$$

For a 100% saturated red, the hue angle is 30°. In this study, a hue angle of $\geq 40^{\circ}$ would indicate considerable pericarp browning. Furthermore, pericarp chroma, which represent pericarp colour saturation was calculated using the following formulae:

$$C^{*} = \sqrt{(a^{*2} + b^{*2})}$$

Severity of pericarp browning per replicate was examined as pericarp browning index (BI) calculated using the following formula (Maskan, 2001).

$$BI = \frac{(X - 0.31) \times 100}{0.17}$$

$$\text{Where } X = \frac{(a^{*} + 1.75L^{*})}{(5.645L^{*} + a^{*} - 3.012b^{*})}$$

3.5 Experimental design and data analysis

Three-factor analysis of variance in a completely randomised design was used to extract information about the effect of main three treatment factors (packaging materials, SO₂ treatments and shelf-life periods) and their second and third order interactions on triplicates pericarp colour parameters of 'Mauritius' fruit. Analysis of variance was performed on the data using Statistical Analysis System (SAS) for windows 9.4. Treatment means were separated using Duncan Multiple Range test at 5% level of significance. Pearson's correlation coefficients were also calculated to determine the relationship between pericarp colour parameters and SO₂ treatment levels separately per packaging materials and per day of storage and shelf-life.

CHAPTER 4

RESULTS AND DISCUSSION

4.1 Results

The influence of packaging materials, sulfur dioxide (SO₂) treatments, storage periods and their interactions on 'Mauritius' fruit pericarp colour parameters are presented in Table 4.1. Highly significant differences for SO₂ treatments ($P < 0.001$) were observed in fruit pericarp browning index (BI), chroma (C*) and (L*). However, SO₂ treatments had no significant effect ($P = 0.21$) on fruit pericarp hue angle (h°). Packaging materials showed highly significant differences ($P < 0.01$) with respect to pericarp L*. Furthermore, significant differences ($P = 0.02$) for packaging materials were also observed for pericarp BI. Moreover, storage periods showed highly significant differences ($P < 0.01$) in all fruit pericarp colour parameters.

Packaging materials and SO₂ treatments interaction had no significant effect on fruit pericarp BI. However, significant ($P \leq 0.05$) and highly significant ($P < 0.01$) differences were observed on fruit pericarp L*, C* and h°, respectively. An interaction between SO₂ treatments and storage periods showed significant differences ($P \leq 0.01$) on all fruit pericarp colour parameters, except for pericarp BI. Highly significant differences ($P < 0.01$) for packaging materials and storage periods interaction were noted on all fruit pericarp colour parameters, except on pericarp C*. Nonetheless, packaging materials and storage periods interaction had a significant effect ($P \leq 0.05$) on fruit pericarp h°. In addition, an interaction of packaging materials, SO₂ treatments and storage periods had no significant effect ($P > 0.05$) on all fruit pericarp colour parameters.

Table 4.1 Analysis of variance (ANOVA) for the influence of packaging materials, SO₂ treatments, storage periods and their interactions on 'Mauritius' fruit pericarp colour parameters

Pericarp colour parameters	A	B	C	A X B	A X C	B X C	A X B X C
Browning index (BI)	0.00**	0.02*	0.00**	0.10^{ns}	0.26^{ns}	0.00**	0.33^{ns}
Hue angle (h°)	0.21^{ns}	0.09^{ns}	0.00**	0.01*	0.00**	0.05*	0.16^{ns}
Chroma (C*)	0.00**	0.91^{ns}	0.00**	0.00**	0.01*	0.26^{ns}	0.29^{ns}
Lightness (L*)	0.00**	0.00**	0.00**	0.00**	0.00**	0.00**	0.96^{ns}

A = SO₂ treatments, B = Packaging materials, C = Storage periods

**Highly significant at P < 0.01, *Significant at P ≤ 0.05, ^{ns} not significant at P < 0.05

Only significant means of packaging materials, SO₂ treatments, storage periods and their second order interactions were separated and explained. The mean values of main treatment effects on fruit pericarp colour parameters and their second order interactions are presented in Table 4.2 and Figure 4.1 to Figure 4.4, respectively. It must be noted that fruit pericarp colour parameters were not evaluated on the fifth day of shelf-life period in all treatments under plastic-bags due to spoilage. Whereas; in plastic-punnets, pericarp colour parameters were evaluated only in commercially fumigated (SO₂) fruit during day 5 shelf-life period. Therefore, all results of pericarp colour parameters after day 5 of shelf-life include commercial SO₂ fumigated fruit packed in plastic-punnets.

4.1.1 Pericarp browning Index

'Mauritius' litchi fruit pericarp browning index (BI) was lower in commercial SO₂ fumigation than in control and all Uvasys SO₂ sheets (Table 4.2). On average, fruit pericarp BI was found to be higher for fruit packed in plastic-bags when compared with plastic-punnets. Furthermore, fruit pericarp BI was higher after day 1 of shelf-life, thereafter, decreased significantly during day 3 and 5 of shelf-life.

4.1.2 Pericarp hue angle

Commercial SO₂ fumigation showed higher fruit pericarp hue angle (h°) than control and all Uvasys SO₂ sheets throughout the storage and following 5 days of shelf-life (Table 4.2). There were no significant differences between mean values of packaging materials on fruit pericarp h°. Moreover, fruit pericarp h° was higher after day 1 of shelf-life, which significantly decreased as shelf-life increased.

Table 4.2 Mean values of packaging materials, SO₂ treatments and storage periods on pericarp colour parameters of 'Mauritius' fruit stored at 4 °C for 10 days and followed by 5 days of shelf-life

Pericarp colour Parameters	Browning index (BI)	hue angle (h°)	Chroma (C*)	lightness (L*)
Treatments				
Control	113.82±3.50 ^a	38.67±1.16 ^{ab}	31.16±1.13 ^b	42.82±1.25 ^b
SO ₂ fumigation	95.13±3.4 ^b	40.33±2.06 ^a	35.92±1.55 ^a	56.75±1.52 ^a
Uva-Uno	110.65±2.9 ^a	37.93±1.3 ^{ab}	30.63±1.0 ^b	42.73±0.7 ^b
Dual Release Blue	113.28±3.2 ^a	38.22±1.14 ^{ab}	30.14±0.9 ^b	41.76±0.6 ^b
Slow Release	112.47±2.9 ^a	37.34±0.9 ^b	30.98±0.8 ^b	42.93±0.7 ^b
Dual Release Green	112.97±3.7 ^a	38.49± 0.9 ^{ab}	30.43±0.8 ^b	42.06±0.8 ^b
LSD	6.25	3.69	2.00	1.87
Packaging				
Plastic-punnets	107.45±1.6 ^b	39.12±0.7 ^a	31.69±0.5 ^a	45.88±0.8 ^a
Plastic-bags	111.13±2.5 ^a	37.93±0.8 ^a	31.64±0.8 ^a	44.40±1.0 ^b
LSD	3.60	2.14	1.15	1.08
Shelf-life periods (days)				
0	109.02±2.0 ^b	39.13±0.8 ^{ab}	34.63±0.4 ^a	49.30±1.3 ^a
1	122.39±2.5 ^a	40.29±0.8 ^a	33.82±0.9 ^{ab}	43.92±1.2 ^b
3	97.23±1.08 ^c	36.45±1.04 ^b	26.58±0.5 ^c	41.98±0.7 ^c
5	98.16±2.8 ^c	35.59±0.7 ^b	31.24±0.3 ^b	48.79±1.5 ^a
LSD	4.42	2.62	1.42	1.33

Different letters denote significant differences at P < 0.05.
Values are means± Standard error of triplicates

4.1.3 Pericarp chroma

'Mauritius' litchi fruit treated with commercial SO₂ showed higher pericarp chroma (C*) than control and all Uvasys SO₂ impregnated sheets (Table 4.2). However, fruit pericarp C* values were not significantly different in both packaging materials.

Furthermore, fruit pericarp C* decreased from 0 to 3 days of shelf-life, thereafter, increasing after day 5 of shelf-life.

4.1.4 Pericarp lightness

'Mauritius' fruit fumigated with standard SO₂ showed higher pericarp lightness (L*) compared with control and all Uvasys SO₂ sheets during storage and shelf-life (Table 4.2). Higher fruit pericarp L* was recorded in fruit packed in plastic-punnets, when compared with plastic-bags. Furthermore, fruit pericarp L* decreased from 0 to 3 days of shelf-life, subsequently, increasing after 5 days of shelf-life.

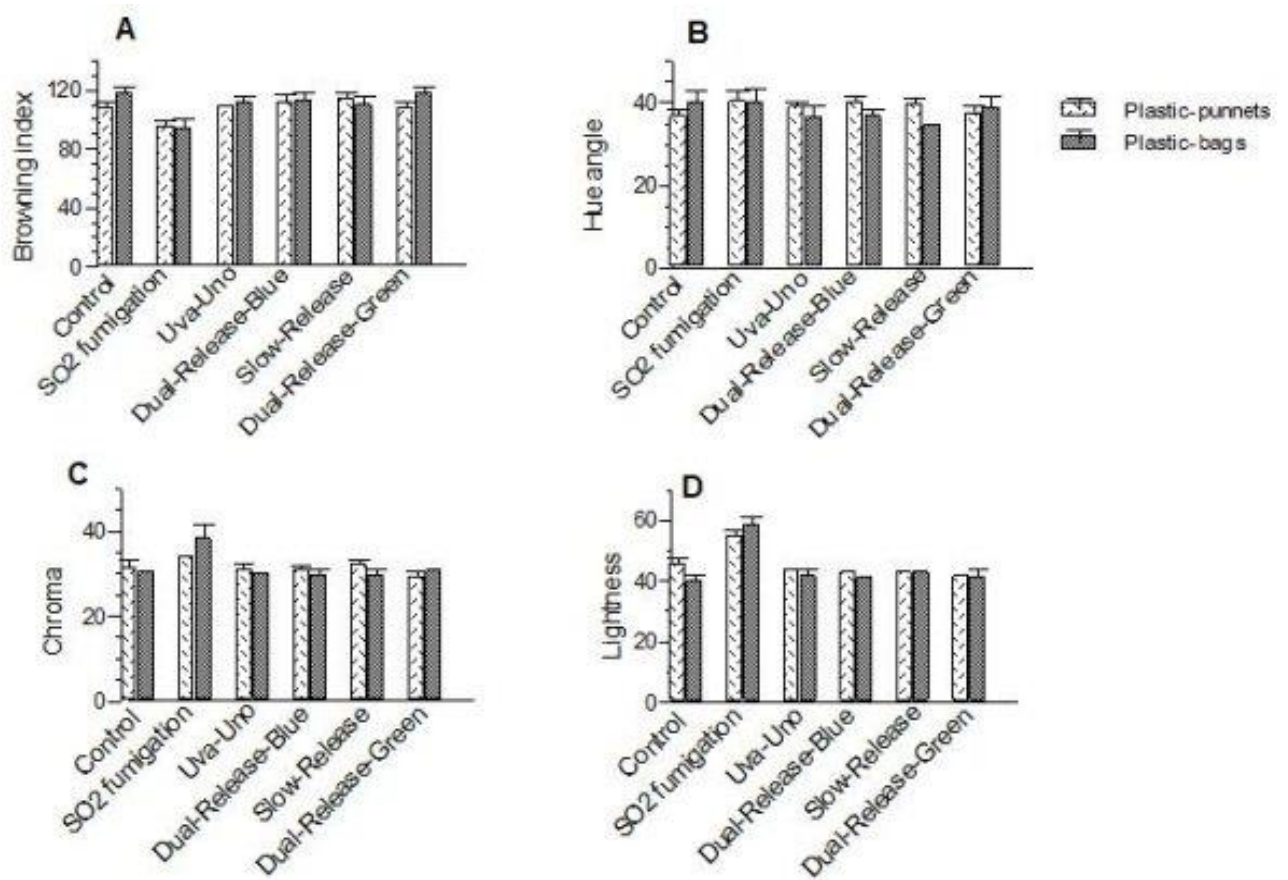


Figure 4.1 An interactive effect of SO₂ treatments and packaging materials on pericarp (A) browning index, (B) hue angle, (C) chroma and (D) lightness of 'Mauritius' fruit stored at 4 °C for 10 days and followed by 5 days of shelf-life. Values are means ± Standard error of triplicates

Commercial SO₂ fumigation in both packaging materials resulted in lower fruit pericarp BI than control and all Uvasys SO₂ sheets (Figure 4.1A). Additionally, higher fruit pericarp h°, C* and L* in both packaging materials was found in SO₂ fumigation

treatment when compared with control and all Uvasys SO₂ sheets (Figure 4.1B-D). Overall results show that fruit packed in plastic-punnets had higher pericarp L*, C* and h° when compared with plastic-bags (Figure 4.1B-D).

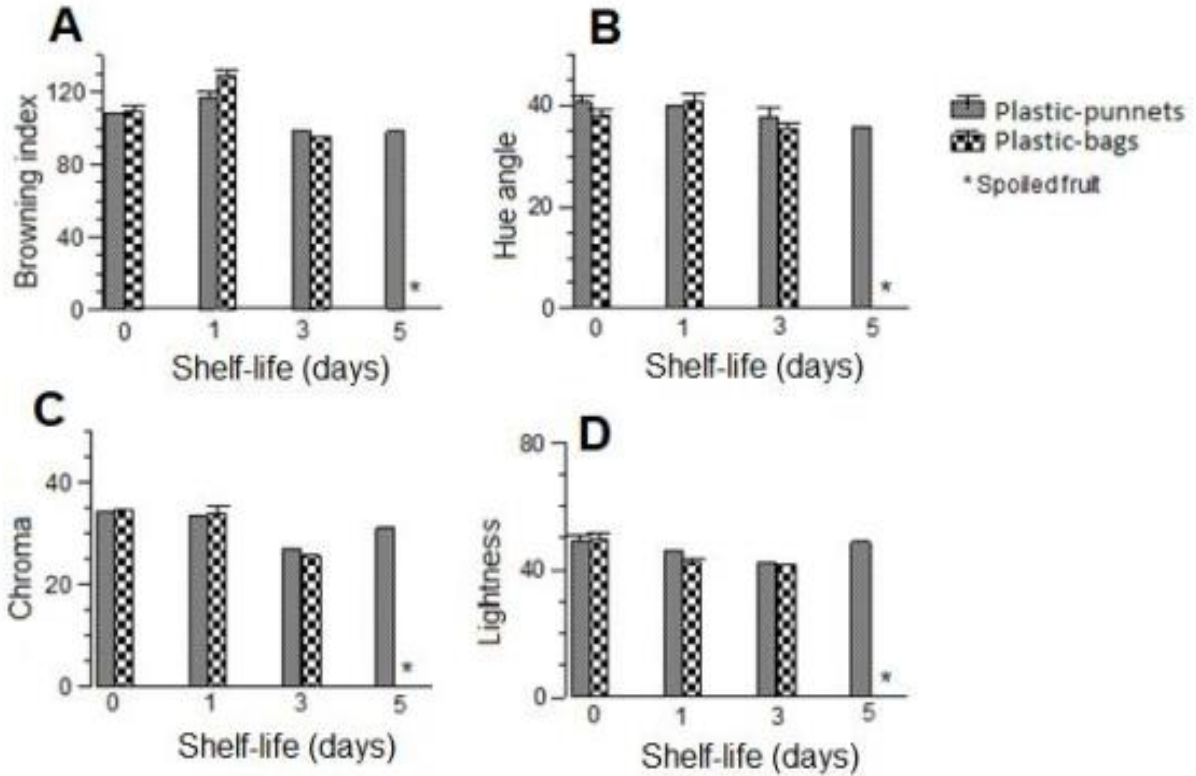


Figure 4.2 An interactive effect of packaging materials and storage periods on pericarp (A) browning index, (B) hue angle, (C) chroma and (D) lightness of 'Mauritius' fruit stored at 4 °C for 10 days and followed by 5 days of shelf-life. Values are means± Standard error of triplicates

Higher pericarp BI, h° and C* was observed in fruit stored in plastic-bags when compared with plastic-punnets after day 1 of shelf-life (Figure 4.2A-C). However, plastic-punnets resulted in higher fruit pericarp BI, h° and C* than plastic-bags at day 3 of shelf-life. Meanwhile, higher fruit pericarp L* was found in plastic-punnet packed fruit when compared with plastic-bags after 1 and 3 days of shelf-life (Figure 4.2D).

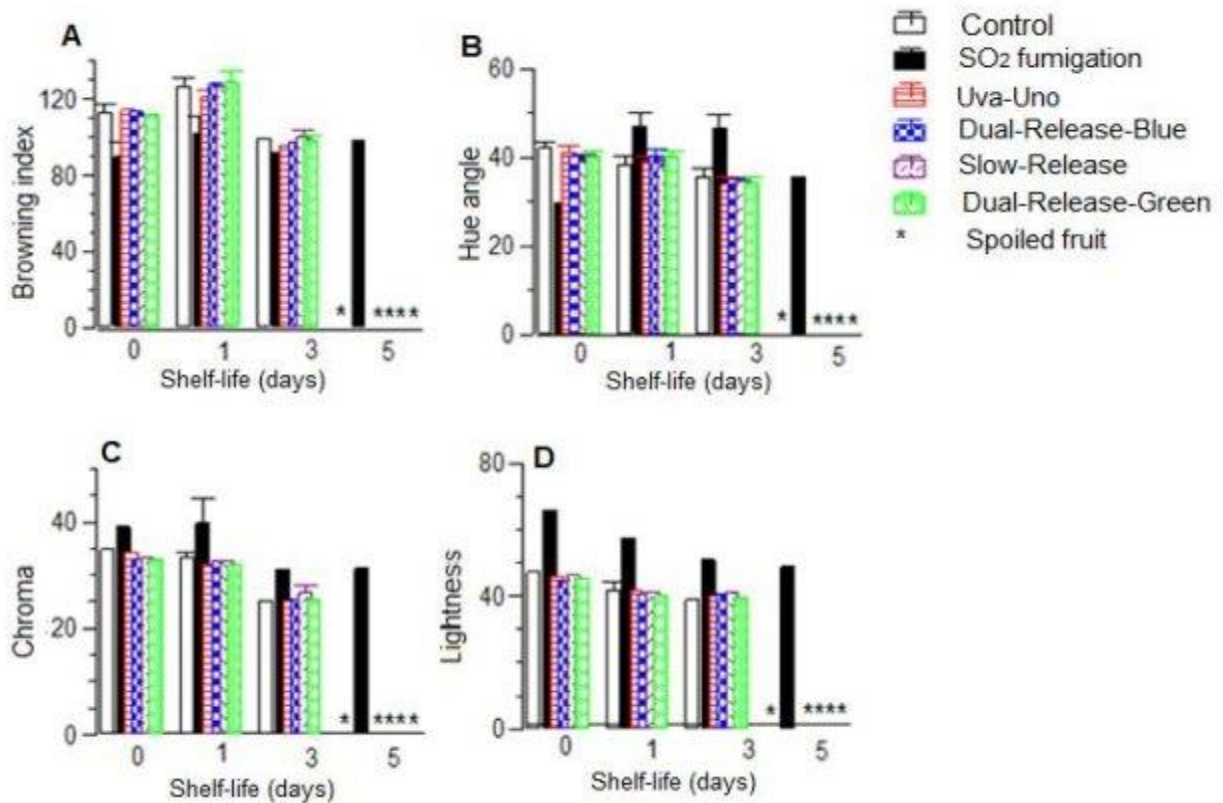


Figure 4.3 An interactive effect of SO₂ treatments and storage periods on pericarp (A) browning index, (B) hue angle, (C) chroma and (D) lightness of 'Mauritius' fruit stored at 4 °C for 10 days and followed 5 days of shelf-life. Values are means± Standard error of triplicates

Commercial SO₂ fumigation resulted in lower fruit pericarp BI than control and all Uvasys SO₂ sheets throughout the storage and 5 days shelf-life period (Figure 4.3A). However, Uva-Uno SO₂ treatment resulted in lower fruit pericarp BI than control fruit after 1 and 3 days of shelf-life. Furthermore, Figure 4.3B-D show that SO₂ fumigated fruit had higher pericarp h°, C* and L* when compared with control and all Uvasys SO₂ sheets. In general, 'Mauritius' fruit pericarp C* decreased with increasing shelf-life, irrespective of treatments (Figure 4.3C). In addition, 'Mauritius' fruit showed a trend of decreasing pericarp L* as shelf-life increased.

Table 4.3 Pearson's correlation coefficients between postharvest SO₂ treatments and pericarp colour parameters in 'Mauritius' fruit stored at 4°C for 10 days and followed by 5 days of shelf-life

Pericarp colour Parameters	Plastic-punnets			Plastic-bags		
	1 d	3 d	5 d	1 d	3 d	5 d
Browning index (BI)	-0.430	-0.272	-	-0.313	-0.175	-
Hue angle (h°)	0.518*	0.573*	-	0.390	0.329	-
Chroma (C*)	-0.099	0.399	-	0.447	0.718**	-
Lightness (L*)	0.393	0.529*	-	0.661**	0.777**	-

* Correlation is significant at P < 0.05
** Correlation is significant at P < 0.01
- Correlation could not be computed because at least one of the variable was constant due to fruit spoilage

4.1.5 Pearson's correlation analysis

The correlation analysis data obtained for 5 days of shelf-life showed weak negative relationship between postharvest SO₂ treatments and fruit pericarp BI in both packaging materials after day 1 and 3 of shelf-life (Table 4.3). Moderate and weak positive correlations were observed for fruit pericarp h° in plastic-punnets and plastic-bags during shelf-life, respectively. However, correlation between postharvest SO₂ treatments and fruit pericarp hue angle was only significant in plastic-punnets, in contrast with plastic-bags. Furthermore, SO₂ treatments and fruit pericarp C* in plastic-punnets showed weak negative and positive correlation after day 1 and 3 of shelf-life, respectively. Whereas, in plastic-bags, highly significant and strong correlation was observed between SO₂ treatments and pericarp C* after 3 days of shelf-life. 'Mauritius' fruit pericarp L* showed positive correlation with postharvest SO₂ treatments in both packaging materials after day 1 and 3 of shelf-life period. Nevertheless, these correlations were significant in plastic-punnets at day 3 of shelf-life and highly significant after day 1 and 3 of shelf-life in plastic-bags.




Figure 4.4 'Mauritius' litchi fruit packed in plastic-punnets and bags during day 0 of shelf-life




Figure 4.5 'Mauritius' litchi fruit packed in plastic-punnets and bags after day 1 of shelf-life




Figure 4.6 'Mauritius' litchi fruit packed in plastic-punnets and bags after day 3 of shelf-lie

4.2 Discussion

Results indicated that changes on fruit pericarp BI, L* and C* were mainly influenced by SO₂ treatments, which agreed with the findings documented on 'Shahi and China' litchi fruit (Kumar *et al.*, 2013), and 'Mauritius' litchi fruit (Somboonkaew and Terry, 2011). According to Joas *et al.* (2005), SO₂ treatments altered pericarp pH and stability, co-pigmentation and spectra of the anthocyanins of stored 'Mauritius' fruit.

Packaging type influenced pericarp BI and L*; whereas, pericarp h° and C* were not differently affected by type of packaging. This was consistent with the results reported on 'Érdi jubileum and Érdi bőtermő' sweet cherry fruit (Davarynejad *et al.*, 2014) and 'Bombay' litchi fruit (Molla *et al.*, 2017). In this study, a significant decrease in all fruit pericarp colour parameters in relation to shelf-life periods was observed, which was also reported on 'Shahi' litchi fruit (Mangaraj *et al.*, 2012), and 'Gola' litchi fruit (Ali *et al.*, 2016). A decrease in all pericarp colour parameters indicated that 'Mauritius' fruit became less red (lower C*, L*) and darker (higher BI, h°) as shelf-life period advance.

In this present work, fruit pericarp BI was not significantly affected by second and third order interactions of the three main factors. However, SO₂ treatments and packaging materials interaction had a distinct effect in pericarp L*, C* and h°, which was in agreement with Sivakumar and Korsten (2006a) on 'Mauritius' litchi fruit. According to Mgyaya-Kilima *et al.* (2015), 'Dodo' mango fruit peel colour intensity was not affected by packaging materials and storage periods interaction which supports our findings. Gas permeability of plastic-punnets and bags could have maintained similar in-package conditions throughout the storage times (Jitareerat *et al.*, 2013).

In this study, main treatment factors and their second order interactions played a significant role in elucidating influence of packaging materials, SO₂ treatments and shelf-life periods in fruit pericarp colour parameters. Thus, third order interaction of packaging materials, SO₂ treatments and storage time did not affect all fruit pericarp colour parameters.

4.2.1 Pericarp browning index

Polyphenol oxidase (PPO) and peroxidase (POD) are terminal oxidase present in litchi fruit pericarp, which are involved in degradation of anthocyanins red pigments (Zhang and Quantick, 1997). Thus, different SO₂ treatments under different packaging materials were used in this study to delay loss of anthocyanins and red pericarp colour of 'Mauritius' fruit quantified as browning index. Uva-Uno effectively reduced pericarp browning (Lower pericarp BI) than control and other Uvasys SO₂ sheets, but not effective as commercial SO₂ fumigation, irrespective of shelf-life periods and packaging materials. This observation suggested that SO₂ fumigation inhibited activities of browning promoting enzymes (PPO and POD) effectively than other treatments (Kumar *et al.*, 2012). However, commercially fumigated (SO₂) fruit were bleached in both packaging materials (Figure 4.4-4.6) which was also observed on 'Mauritius' fruit (Sivakumar and Korsten, 2006b).

According to Zoffoli *et al.* (2009), SO₂ fumigation is used in table grape industry as a preservative agent and inhibitor of PPO and POD activities. This may also explain the role of SO₂ fumigation in this study to preserve fruit pericarp colour (Fuchs *et al.*, 1993). Higher loss of red pericarp colour in control fruit was due to anthocyanin pigments degradation by condensing with quinones formed from endogenous phenolics due to the action of PPO and POD. These results support the findings by Liang *et al.* (2012), who found that 60 gL⁻¹ Na₂S₂O₅ + 1.1M HCL dipping was effective in reducing pericarp browning of 'Feizixiao' litchi fruit compared with control and 30 gL⁻¹ Na₂S₂O₅ + 1.1M HCL dipping.

In 'Taiso' (Ramma, 2014), 'Feizixiao' (Liang *et al.*, 2012), and 'Rose Scented' (Kumar *et al.*, 2013) litchi fruit, pericarp tended to become brown as storage time progressed. However, these findings contradicted our results as fruit pericarp BI significantly decreased after day 3 of shelf-life (Figure 4.2A and 4.3A). This observation implies that relative humidity (RH) around 'Mauritius' fruit stored in plastic-punnets and bags could have reduced or prevented weight loss and desiccation associated with pericarp browning (Pesis *et al.*, 2002; Sivakumar *et al.*, 2008). Therefore, desiccation related pericarp browning was not evident in this study, but due to decay as reported by Sivakumar *et al.* (2008). Nevertheless, reduced browning in fruit 'Mauritius' litchi fruit was noted in plastic-punnets than in bags. Thus, the assumption is that plastic-punnets

may have maintained sufficient optimum RH and reduced the supply of oxygen for enzymatic oxidation of phenolics than plastic-bags (Zhang and Quantick, 1997). Furthermore, 'Mauritius' fruit packed in plastic-bags were terminated after day 5 of shelf-life due to decay caused by condensation of water vapour in the package (Molla *et al.*, 2017). Although there are health concerns regarding the use of SO₂ fumigation, 'Mauritius' fruit pericarp browning was well delayed by combination of commercial SO₂ fumigation + plastic-punnet packaging.

4.2.2 Pericarp hue angle

Litchi pericarp colour can be measured as hue angle (h°), with a hue angle of 30-40° indicating red fruit; while a hue angle above 40° indicating a brown fruit, and a further increasing hue angle indicating a fruit becoming yellow (Archibald and Bower, 2008). Generally, yellow coloured litchi fruit can result from bleaching effect caused by commercial SO₂ fumigation (Sivakumar *et al.*, 2008), which affirmed our findings since SO₂ fumigation treatment bleached 'Mauritius' fruit pericarp (Figure 4.4-4.6), thereby producing higher pericarp h° than other treatments. Somboonkaew and Terry (2011) also observed bleached SO₂ fumigated 'Mauritius' fruit stored in different packaging materials. Pericarp bleaching is caused by sulfites through nucleophilic ion reactions, whereby a negative ion of sulfuric acid attacks the flavylum cation, forming a colourless anthocyanin; chromenol-4-sulfonic acid complex in the pericarp (Neog and Saika, 2010). However, Slow-Release and Uva-Uno in plastic-bags produced unbleached fruit with reddish-pink pericarp during storage (Figure 4.4-4.5).

A general decrease in pericarp h° with advancement of shelf-life was observed in all treatments except for commercial SO₂ fumigation, irrespective of packaging materials (Figure 4.3B). Similarly, results of pericarp h° are consistent with those reported by Chaiprasart (2004), who also found 'Hong Huay' litchi fruit pericarp h° to decrease with storage. Nevertheless, pericarp h° of ethylenediaminetetraacetic acid, calcium disodium salt hydrate (EDTA) treated 'Shahi' litchi fruit stored in different polymer films increased concomitantly with storage (Mangaraj *et al.*, 2012), which supports our results with respect to commercial SO₂ fumigated 'Mauritius' fruit. A combination of Slow-Release and plastic-bags showed acceptable pericarp h° (≤40°) indicating reddish-pink 'Mauritius' fruit (Figure 4.1B). However, these fruit did not reach day 5 of shelf-life following fungal growth and spoilage (Data not shown).

4.2.3 Pericarp chroma

High C* value indicates a high colour saturation and/or purity, while a decrease in C* value indicates loss of colour saturation and/or loss of red colour (De Reuck, 2010). Pericarp C* mean values represented in Table 4.2 and Figure 4.1C to 4.3C indicate that SO₂ fumigated 'Mauritius' fruit had higher colour saturation (Higher pericarp C*) when compared with control and all Uvasys SO₂ sheets. However, this saturation was dominated by yellowish-pink pericarp colour as a result of bleaching. Similar effect was also reported on SO₂ fumigated 'Mauritius' fruit (Sivakumar and Korsten, 2006a; Somboonkaew and Terry, 2011). On average, 'Mauritius' fruit pericarp C* was slightly higher in plastic-punnets (31.69±0.5) than in plastic-bags (31.64±0.8), which were not significantly different. This suggested that plastic-punnets could have maintained slightly higher relative humidity around 'Mauritius' fruit than plastic-bags, thereby, reducing loss of red pericarp colour (De Reuck *et al.*, 2009).

'Mauritius' fruit pericarp colour intensity was reduced as shelf-life progressed, irrespective of SO₂ treatments and control (Figure 4.3C), which corresponded with the results reported on SO₂ fumigated and SO₂ free 'Mauritius' fruit (De Reuck *et al.*, 2009; Somboonkaew and Terry, 2011). However, an interaction of packaging materials and shelf-life times (Figure 4.2C) showed that 'Mauritius' fruit pericarp C* decreased from 0 to 3 days of shelf-life, and significantly increased after day 5 in fruit stored in plastic-punnets. This is because only SO₂ fumigated 'Mauritius' fruit in plastic-punnets were quantified for pericarp C* since fruit in other treatments were discarded due to spoilage. Nonetheless, red pericarp C* loss was retarded effectively by commercial SO₂ fumigation + plastic-bag packaging.

4.2.4 Pericarp lightness

In this present work, 'Mauritius' fruit pericarp browning was also estimated as a measure of pericarp lightness (L*), because brown fruit showed lower pericarp L* compared with reddish-pink fruit. Thus, reddish-yellow (Higher pericarp L*) 'Mauritius' fruit pericarp was observed in SO₂ fumigation when compared with other treatments which was consistent with Somboonkaew and Terry (2011) on 'Mauritius' litchi fruit. Furthermore, plastic-punnets (High gas permeability) showed reddish-pink 'Mauritius' fruit when compared with plastic-bags (Low gas permeability) fruit during shelf-life. This is because low permeability packaging material (plastic-bags) could result in high

CO₂ accumulation, thereby, producing red-brown dark litchi pericarp (De Reuck *et al.*, 2009). Similar results were reported on wild strawberries packed in cups with and without micro-perforations (Almenar *et al.*, 2007).

Davarynejad *et al.* (2014) found peels of 'Érdi jubileum and Érdi bőtermő' sweet cherry fruit packed in polyethylene covers to become darker with increasing storage time. In our findings, 'Mauritius' fruit pericarp also became darker, irrespective of treatments and packaging materials from 0 to 3 days of shelf-life. However, pericarp L* increased after 5 days of shelf-life since only SO₂ fumigated 'Mauritius' fruit in plastic-punnets were sampled; meanwhile, fruit in plastic-bags were spoiled and discarded.

A study by Molla *et al.* (2017) also showed that sodium hypochlorite solution and chitosan coating dipping resulted in 'Bombay' litchi fruit shelf-life termination after 3 and 6 days under polyethylene bags in ambient conditions. Although, SO₂ fumigation + plastic-bag packing showed higher 'Mauritius' fruit pericarp L* without any browning, SO₂ fumigation persistently maintained yellow to pale fruit due to bleaching. In both packaging materials, Slow-Release produced reddish-brown fruit without bleaching after 3 days of shelf-life. Therefore, Slow-Release + either packaging effectively delayed loss of 'Mauritius' fruit pericarp L*.

4.2.5 Pearson's correlation analysis

Sulfur dioxide has long been known as an inhibitor of browning promoting enzymes PPO and POD (Fuchs *et al.*, 1993). However, little information is available about the relationship between SO₂ treatment levels as an antioxidant, and pericarp browning expressed as BI, L*, C* and h°. Our correlation analysis in Table 4.3 showed that 'Mauritius' fruit pericarp browning was minimally reduced by commercial SO₂ treatments, as SO₂ levels showed a negative but weak correlation with pericarp BI in both packaging materials after 1 and 3 days of shelf-life.

'Mauritius' fruit became brown-yellow (increasing pericarp h°) as SO₂ levels increased. Nevertheless, this effect was moderate in both packaging materials. 'Mauritius' fruit pericarp colour (yellowish-pink) intensity was more pronounced in plastic-bags after 3 days of shelf-life, following a strong positive linear relationship (R=0.718) with SO₂ levels. This indicated that better colour saturation was maintained in 'Mauritius' fruit treated with higher SO₂ levels (commercial SO₂ fumigation). 'Mauritius' fruit became reddish-yellow as SO₂ levels increased during storage and following 5 days of shelf-

life period. This was evident in plastic-bags, whereby, SO₂ levels showed strong positive correlations (R=0.66 and 0.77, respectively) with pericarp L* after 1 and 3 days of shelf-life. Therefore, loss of 'Mauritius' fruit red pericarp colour was better delayed as SO₂ levels increased, predominantly in plastic-bags.

CHAPTER 5

SUMMARY, CONCLUSIONS AND RECOMMENDED FUTURE RESEARCH

5.1 Summary

To expand the South African Litchi Industry and attract new profitable markets, considerable attention must be given on red pericarp colour retention and reduction of browning. Consequently, the study aimed at investigating the potential of Uvasys SO₂ sheets in delaying pericarp browning of 'Mauritius' litchi fruit during storage and shelf-life. At present, litchi exporting countries sulfur fumigate (SO₂) their fruit to preserve red litchi skin colour. However, sulfur dioxide (SO₂) fumigated litchi fruit are yellow to pale green; have low consumer appeal; constitute a health hazard for asthmatics, has led to a 10 mg.kg⁻¹ limit of SO₂ residues in fresh pulp being set for some European markets. Thus, SO₂ fumigated 'Mauritius' litchi fruit were included in this work for comparison since there is a need to replace SO₂ fumigation treatment. Moreover, Uvasys SO₂ sheets have been used successfully as packaging sheets in table grapes, therefore, the objective of this study was to assess their effectiveness in preserving red colour of 'Mauritius' litchi fruit packaged in perforated plastic-punnets and bags.

Our results demonstrated 'Mauritius' fruit performance with respect to different Uvasys SO₂ sheets in plastic-punnets and bags. Overall, 'Mauritius' fruit retained better pericarp colour when stored in plastic-bags. Uva-Uno (29% Na₂S₂O₅) and Slow-Release (36.5% Na₂S₂O₅) plus plastic-bag packaging resulted in lower 'Mauritius' fruit pericarp BI and h°, and higher pericarp C* and L* than control. However, the current used commercial SO₂ fumigation treatment in plastic-bag maintained lower 'Mauritius' fruit pericarp BI and higher h°, C* and L* than other treatments. Moreover, fruit decayed in all treatments after day 3 of shelf-life which is speculated to be the major cause of 'Mauritius' fruit browning observed in this study.

5.2 Conclusions

Uvasys SO₂ sheets with plastic-bags showed a potential to delay pericarp browning of 'Mauritius' litchi fruit. Based on our correlation analysis results, it was observed that 'Mauritius' fruit red pericarp colour was better preserved as SO₂ treatment levels increase. Future research should however focus to run the same trial under controlled in-package atmosphere conditions to gases, water vapour and control over spoilage

micro-organisms. This will allow ample opportunity to determine the success of Uvasys SO₂ sheet-packaging technology in controlling browning on 'Mauritius' fruit pericarp, and potentially replacing commercial SO₂ fumigation as the dominant treatment for litchi exporting countries.

5.3 Recommended future research

In this present work, it appeared that choice of packaging material to use for Uvasys SO₂ sheets; mould growth and uncontrolled storage conditions limited the success to demonstrate whether Uvasys SO₂ sheet-packaging technology can be used to retain 'Mauritius' fruit red pericarp colour. Therefore, the following were identified as future research areas:

- Barrier properties to gases (CO₂, O₂) and water vapour of packaging materials used in this study are unknown. Consequently, further research is needed for selection of suitable packaging materials with specific permeability to create a desirable atmosphere around the fruit in Uvasys SO₂ sheet-packaging. Gases and water vapour properties of packaging materials vary according to cultivar (Hussein *et al.*, 2015).
- In this research project, fungal decay was the major cause of red pericarp colour loss on 'Mauritius' litchi fruit. Thus, the use of protectants such as a biocontrol agent (*Bacillus subtilis*) or fruit coatings (chitosan) can be used to control decay within the Uvasys SO₂ sheet-packaging.
- A negative impact on fruit quality can be encountered when the fruit in Uvasys SO₂ sheet-packaging is subjected to temperature fluctuations during shipping, handling or at retail display. Therefore, storage at low refrigerated temperatures is necessary to be investigated in combination with Uvasys SO₂ sheet-packaging for litchi storage. Storage temperature may vary according to cultivar.

REFERENCES

- Ali, S., Khan, A.S., Malik, A.U. and Shahid, M. 2016. Effect of controlled atmosphere storage on pericarp browning, bioactive compounds and antioxidant enzymes of litchi fruit. *Food Chemistry* 206: 18-29.
- Almenar, E., Del-Valle, V., Hernandez-Munoz, P., Lagarón, J.M., Catala, R. and Gavara, R. 2007. Equilibrium modified atmosphere packaging of wild strawberries. *Journal of the Science of Food and Agriculture* 87: 1931-1939.
- Archibald, A.J. and Bower, J.P. 2008. Effect of temperature management and packaging on retention of litchi colour and quality. *Acta Horticulturae* 768: 225-232.
- Bagshaw, J., Underhill, S.J.R. and Prasad, A. 1991. Lychee skin browning: It's cause and control. *Australian Lychee Growers Association Yearbook* 1: 9-13.
- Begemann, G.J. 2014. The South African Litchi Industry: An Overview. *Acta Horticulturae* 1029: 35-39.
- Bhushan, B., Pal, A., Narwal, R., Meena, V.S., Sharma, P.C. and Singh, J. 2015. Combinatorial approaches for controlling pericarp browning in litchi (*Litchi chinensis* Sonn.) fruit. *Journal of Food Science and Technology* 52: 5418-5426.
- Brown, B.I. 1986. Postharvest handling and storage of lychees. *In*: Menzel, C.M., Greer, G.N. (Eds.), The Potential of Lychee in Australia. Proceedings of the First National Lychee Seminar, 14-15 February 1986. Sunshine Coast Tropical Fruits Association, Nambour, pp. 77-78.
- Bryant, P. 2004. Optimizing the postharvest management of lychee (*Litchi chinensis* Sonn.): A study of mechanical injury and desiccation. PhD dissertation. University of Sydney.
- Bryant, P.H. 2012. A model of postharvest moisture loss under air currents to reduce pericarp browning of litchi (*Litchi chinensis* Sonn.). *Postharvest Biology and Technology* 73: 8-13.

- Castañeda-Ovando, A., Pacheco-Hernández, M.L., Páez-Hernández, E., Rodríguez, J.A. and Galán-Vidal, C.A. 2009. Chemical studies of anthocyanins: A review. *Food Chemistry* 113: 859-871.
- Chaiprasart, P. 2004. Quality changes of litchi (*Litchi chinensis* Sonn.) fruit by polyethylene and polyvinylchloride modified atmosphere packaging. *Naresuan University Science Journal* 1: 25.
- Chu, W., Gao, H., Chen, H., Fang, X. and Zheng, Y. 2018. Effects of cuticular wax on the postharvest quality of blueberry fruit. *Food Chemistry* 239: 68-74.
- Cronje, R. 2008. Effect of fruit development, maturity and harvesting of litchi (*Litchi chinensis* Sonn.) on postharvest fruit quality. *Stewart Postharvest Review* 3: 3-7.
- Davarynejad, G.H., Aryanpooya, Z. and Persely, S. 2014. Effect of modified atmosphere packaging on fresh sour cherry fruit quality. *Acta Horticulturae* 1020: 144-147.
- De Reuck, K. 2010. Postharvest quality retention and decay control of South African litchi in modified atmosphere packaging. MSc dissertation. University of Pretoria.
- De Reuck, K., Sivakumar, D. and Korsten, L. 2009. Integrated application of 1-methylcyclopropene and modified atmosphere packaging to improve quality retention of litchi cultivars during storage. *Postharvest Biology and Technology* 52: 71-77.
- Ducamp-Collin, M.N. 2001. New litchi conservation techniques. *Fruitrop* 85: 22-23.
- Esturk, O., Ayhan, Z. and Ustunel, M.A. 2012. Modified atmosphere packaging of "Napoleon" Cherry: Effect of packaging material and storage time on physical, chemical, and sensory quality. *Food Bioprocess Technology* 5: 1295-1304.
- Fan, L., Song, J., Forney, C.F. and Jordan, M.A. 2011. Fruit maturity affects the response of apples to heat stress. *Postharvest Biology and Technology* 62: 35-42.

- Farina, V., Sortino, G., Saletta, F., Passafiume, R., Giuffre, D., Gianguzzi, G., Inglese, P. and Liguori, G. 2017. Effects of rapid refrigeration and modified atmosphere packaging on litchi (*Litchi chinensis* Sonn.) fruit quality trait. *Chemical Engineering Transactions* 58: 415-420.
- Fishman, S., Rodov, V. and Ben-Yehoshua, S. 1996. Mathematical model for perforation effect on oxygen and water vapour dynamics in modified atmosphere packaging. *Journal of Food Science* 61: 956-961.
- Flores, F.B., Martinez-Madrid, M.C., Amor, M.B., Pech, J.C., Latche, A. and Romogaro, F. 2004. Modified atmosphere packaging confers additional chilling tolerance on ethylene inhibited cantaloupe Charentais melon fruit. *European Food Research and Technology* 219: 431-435.
- Fonseca, S.C., Oliveira, F.A.R., Lino, I.B.M., Brecht, J.K. and Chau, K.V. 2000. Modelling O₂ and CO₂ exchange for development of perforation-mediated modified atmosphere packaging. *Journal of Food Engineering* 43: 9-15.
- Fuchs, Y., Zauberman, G., Ronen, R., Rot, I., Weksler, A. and Akerman, M. 1993. The physiological basis of litchi fruit pericarp colour retention. *Acta Horticulturae* 343: 29-33.
- Giuggioli, N.R., Briano, R., Baudino, C. and Peano, C. 2015. Effects of packaging and storage conditions on quality and volatile compounds of raspberry fruits. *Journal of Food Science* 13: 512-521.
- Gong, Q.Q. and Tian, S.P. 2002. Partial characterization of soluble peroxidation in pericarp of litchi fruit. *Progress in Biochemistry and Biophysics* 29: 891-896.
- Holcroft, D.M. and Mitcham, E.J. 1996. Postharvest physiology and handling of litchi (*Litchi chinensis* Sonn.). *Postharvest Biology and Technology* 9: 265-281.
- Holcroft, D.M., Lin, H. and Ketsa, S. 2005. Harvesting and storage. *In: Menzel, C.M. and Waite, G.K. (Eds.), Litchi and Longan: Production and Uses*. Wallingford: CAB International, pp. 273-295.

- Huang, H.T. 1955. Decolorization of anthocyanins by fungal enzymes. *Journal of Agriculture and Food Chemistry* 3: 141-146.
- Huang, X., Subhadrabandhu, S., Mitra, S.K., Ben-Arie, R. and Sterns, R.A. 2005. Origin, history, production and processing. *In: Menzel CM and Waite GK (Eds.), Litchi and longan: Botany, production and uses.* CABI Publishing, pp. 1-23.
- Huang, X.M., Yuan, W.Q., Wang, H.C., Guoli, J., Huang, H.B. and Shi, L. 2004. Linking cracking resistance and fruit desiccation rate to pericarp structure in litchi (*Litchi chinensis* Sonn.). *Journal of Horticultural Science and Biotechnology* 79: 897-905.
- Hussein, Z., Caleb, O.J. and Opara, U.L. 2015. Perforation-mediated modified atmosphere packaging of fresh and minimally processed produce: A review. *Food Packaging and Shelf Life* 6: 7-20.
- Jang, J.H. and Moon, K.D. 2011. Inhibition of polyphenol oxidase and peroxidase activities on fresh-cut apple by simultaneous treatment of ultrasound and ascorbic acid. *Food Chemistry* 124: 444-449.
- Jiang, Y. M. and Chen, F. 1995. A study on polyamine change and browning of fruit during cold storage of litchi fruit. *Postharvest Biology and Technology* 5: 245-250.
- Jiang, Y., Li, Y. and Jianrong, L. 2004. Browning control, shelf life extension and quality maintenance of frozen litchi fruit by hydrochloric acid. *Journal of Food Engineering* 63: 147-151.
- Jiang, Y.M. and Fu, J.R. 1999. Postharvest browning of litchi fruit by water loss and its control by controlled atmosphere storage at high relative humidity. *Journal of Food Science and Technology* 32: 278-283.
- Jiang, Y.M., Wang, Y., Song, L., Liu, H., Litcher, A., Kerdchoechuen, O., Joyce, D.C. and Shi, J. 2006. Postharvest characteristics and handling of litchi fruit: An overview. *Australian Journal of Experimental Agriculture* 46: 1541-1556.

- Jiang, Y.M., Zauberman, G. and Fuchs, Y. 1997. Partial purification and some properties of polyphenol oxidase extracted from litchi fruit pericarp. *Postharvest Biology and Technology* 10: 221-228.
- Jing, P., Noriega, V., Schwartz, S. and Giusti, M.M. 2007. Effects of Growing Conditions on purple corn cob (*Zea mays* L.) Anthocyanins. *Journal of Agricultural and Food Chemistry* 55: 8625-8629.
- Jitareerat, P., Uthairatanakij, U., Photchanachai, S. and Srilaong, V. 2013. Effects of packaging on fruit rot disease, quality and browning of litchi fruits. *Acta Horticulturae* 973: 139-144.
- Joas, J., Caro, Y., Ducamp, M.N. and Reynes, M. 2005. Postharvest control of pericarp browning of litchi fruit (*Litchi chinensis* Sonn. c.v 'Kwaï Mi') by treatment with chitosan and organic acids: I. Effect of pH and pericarp dehydration. *Postharvest Biology and Technology* 38: 128-136.
- Kaiser, C. 1996. Postharvest manipulation of rind colour in 'Mauritius' litchi (*Litchi chinensis* Sonn.) fruit. PhD dissertation. University of Natal.
- Konczak, I. and Zhang, W. 2004. Anthocyanins-more than nature's colours. *Journal of Biomedicine and Biotechnology* 5: 239-240.
- Kremer-Köhne, S. 1993. SO₂ residues in litchi fruit after post-harvest SO₂ treatments. *South African Litchi Growers' Association Yearbook* 5: 15-16.
- Kumar, D., Mishra, D.S., Chakraborty, B. and Kumar, P. 2013. Pericarp browning and quality management of litchi fruit by antioxidants and salicylic acid during ambient storage. *Journal of Food Science and Technology* 50: 797-802.
- Kumar, S., Mishra, B.B., Saxena, S., Bandyopadhyay, N., More, V., Wadhawan, S. and Sharma, A. 2012. Inhibition of pericarp browning and shelf-life extension of litchi by combination dip treatment and radiation processing. *Food Chemistry* 131: 1223-1232.

- Kumar, V., Purbey, S.K. and Anal, A.K.D. 2016. Losses in litchi at various stages of supply chain and changes in fruit quality parameters. *Crop protection* 79: 97-104.
- Lee, H.S. and Wicker, L. 1991. Quantitative changes in anthocyanin pigments of lychee fruit during refrigerated storage. *Food Chemistry* 40: 263-270.
- Liang, H.H., Ji, Z.L. and Huang, X.Y. 1998. Study on the techniques of package and storage for litchi fruit stored in the room temperature. *Journal of Fruit Science* 15: 158-163.
- Liang, Y.S., Chen, N.L. and Ke, L.S. 2012. Influence of dipping in sodium metabisulfite on pericarp browning of litchi cv. 'Yu Her Pau' (Feizixiao). *Postharvest Biology and Technology* 68: 72-77.
- Lin, Z.F., Li, S.S., Zhang, D.L., Liu, S.X., Li, Y.B., Lin, G.Z. and Chen, M.D. 1988. The changes of oxidation and peroxidation in postharvest litchi fruit. *Acta Botanica Sinica* 30: 383-387.
- Liu, L., Cao, S., Xu, Y., Zhang, M., Xiao, G., Deng, Q. and Xie, B. 2010. Oxidation of (-)-epicatechin is a precursor of litchi pericarp enzymatic browning. *Food Chemistry* 118: 508-511.
- Mahajan, B.V.C., Dhatt, A.S., Dhall, R.K and Sharma, R.C. 2003. Effect of sulfur dioxide fumigation on the colour retention and quality of litchi cv. Culcuttia during storage. *Haryana Journal of Horticultural Sciences* 32: 47-49.
- Mahajan, P.V. and Goswami, T.K. 2004. Extended storage life of litchi fruit using controlled atmosphere and low temperature. *Journal of Food Processing and Preservation* 28: 388-403.
- Mangaraj, S., Goswami, T.K. and Mahajan, P.V. 2009. Applications of plastic films for modified atmosphere packaging of fruits and vegetables: A review. *Food Engineering Reviews* 1: 133-158.

- Mangaraj, S., Goswami, T.K., Giri, S.K. and Tripathi, M.K. 2012. Permselective modified atmosphere packaging of litchi (cv. 'Shahi') for preserving quality and extension of shelf-life. *Postharvest Biology and Technology* 71: 1-12.
- Maskan, M. 2001. Kinetics of colour change of kiwifruits during hot air and microwave drying. *Journal of Food Engineering* 48: 169-175.
- Mathaba, N., Schoeman, M.H., Botha, A.F. and Kruger F.J. 2015. Effect of gamma irradiation and insect proof bagging on postharvest quality of sulfur dioxide fumigated litchi fruit 'Mauritius'. *Acta horticulturae* 48: 335-338.
- Mdluli, K.M. 2005. Partial purification and characterisation of polyphenol oxidase and peroxidase from marula fruit (*Sclerocarya birrea subsp. Caffra*). *Food Chemistry* 92: 311-323.
- Mgaya-Kilima, B., Remberg, S.F., Chove, B.E. and Wicklund, T. 2015. Physiochemical and antioxidant properties of roselle-mango juice blends; effects of packaging material, storage temperature and time. *Food Science and Nutrition* 3: 100-109.
- Mizobutsi, G.P., Finger, F.L., Ribeiro, R.A., Puschmann, R., Neves, L.L.M., da Mota, W.F. 2010. Effect of pH and temperature on peroxidase and polyphenol oxidase activities of litchi pericarp. *Scientia Agricola* 67: 213-217.
- Molla, M.M., Rahman, E., Khatun, A., Islam, F.M., Uddin, Z.M., Ullah, A., Saha, M.G. and Miaruddin, M. 2017. Colour retention and extension of shelf-life of litchi fruit in response to storage and packaging technique. *American Journal of Food Technology* 12: 322-331.
- Neog, N. and Saikia, L. 2010. Control of postharvest pericarp browning of litchi (*Litchi chinensis* Sonn). *Journal of Food Science and Technology* 47: 100-104.
- Nguyen, T.B.T., Ketsa, S. and van Doorn, W.G. 2003. Relationship between browning and the activities of polyphenol oxidase and phenylalanine ammonia lyase in banana peel during low temperature storage. *Postharvest Biology and Technology* 30: 187-193.

- Pesis, E., Dvir, O., Feygenberg, O., Ben arie, R., Ackerman, M. and Lichter, A. 2002. Production of acetaldehyde and ethanol during maturation and modified atmosphere storage of litchi fruit. *Postharvest Biology and Technology* 26: 157-165.
- Pongener, A., Mahajan, B.V.C. and Singh, H. 2011. Effect of different packaging films on storage life and quality of peach fruits under cold storage conditions. *Indian Journal of Horticulture* 68: 240-245.
- Ramma, I. 2014. Postharvest sulphur dioxide fumigation and low acid dip for pericarp colour retention. *Food and Agricultural Research Council* 2003: 41-43.
- Rattanachai, Y. 1997. Set up HACCP for SO₂ fumigation of longan. Proceedings of the workshop on application of GMP and HACCP in SO₂ fumigation for longan. Bangkok, pp. 75-113.
- Reichel, M., Wellhöfer, J., Triani, R., Sruamsiri, P., Carle, R. and Neidhart, S. 2017. Postharvest control of litchi (*Litchi chinensis* Sonn.) pericarp browning by cold storage at high relative humidity after enzyme-inhibiting treatments. *Postharvest Biology and Technology* 125: 77-90.
- Schoeman, M.H., Botha, F.A. and Kruger, F.J. 2007. Innovative technology to improve the storage potential of South African export litchi fruit. *South African Journal of Science* 103: 14.
- Schutte, G.C., Botha, T. and Kotze, J.M. 1990. Post-harvest control of decay and browning of litchi fruit by fungicide dips and paper sheets impregnated with sodium metabisulfite. *South African Litchi Growers' Association Yearbook* 3: 10-14.
- Scott, K.J., Brown, B.I., Chaplin, G.R., Wilcox, M.E. and Bain, J.M. 1982. The control of rotting and browning of litchi fruit by hot benomyl and plastic film. *Science Horticulturae* 16: 253-262.
- Shiukhy, S., Sarjaz, M.R. and Chalavi, V. 2014. Evaluation of chlorophylls activity, carotenoids content and total anthocyanin changes of fruit in different aspects

- and fruit location within orange tree canopy. *Journal of Novel Applied Sciences* 3: 1578-1583.
- Singh, S.P., Saini, M.K., Singh, J., Pongenera, A. and Sidhu, G.S. 2014. Preharvest application of abscisic acid promotes anthocyanins accumulation in pericarp of litchi fruit without adversely affecting postharvest quality. *Postharvest Biology and Technology* 96: 14-22.
- Siracusa, V. 2012. Food packaging permeability behaviour: a report. *International Journal of Polymer Science* 2012: 1-11.
- Sivakumar, D. and Korsten, L. 2006a. Evaluation of the integrated application of two types of modified atmosphere packaging and hot water treatments on quality retention in the litchi cultivar McLean's Red. *Journal of Horticultural Science and Biotechnology* 81: 639-644.
- Sivakumar, D. and Korsten, L. 2006b. Influence of modified atmosphere packaging and post-harvest treatments on quality retention of litchi cv. Mauritius. *Post-harvest Biology and Technology* 41: 135-142.
- Sivakumar, D. and Korsten, L. 2010. Fruit quality and physiological responses of litchi cultivar 'McLean's Red' to 1-methylcyclopropene pre-treatment and controlled atmosphere storage conditions. *Journal of Food Science and Technology* 43: 942-948.
- Sivakumar, D., Arrebola, E. and Korsten, L. 2008. Postharvest decay control and quality retention in litchi (cv. 'McLean's Red') by combined application of modified atmosphere packaging and antimicrobial agents. *Crop Protection* 27: 1208-1214.
- Sivakumar, D., Naudé, Y.; Rohwer, E. and Korsten, L. 2007. Volatile compounds, quality attributes, mineral composition and pericarp structure of Southern African litchi export cvs. Mauritius and McLean's Red. *Journal of Science Food and Agriculture* 88: 1074-1081.

- Sivakumar, D., Terry, L.A. and Korsten, L. 2010. An overview on litchi fruit quality and alternative post-harvest treatments to replace Sulfur dioxide fumigation. *Food Reviews International* 26: 162-188.
- Somboonkaew, N. and Terry, A.L. 2010. Physiological and biochemical profiles of imported litchi fruit under modified atmosphere packaging. *Postharvest Biology and Technology* 56: 246-253.
- Somboonkaew, N. and Terry, L.A. 2011. Influence of temperature and packaging on physiological and chemical profiles of imported litchi fruit. *Food Research International* 44: 1962-1969.
- South African Subtropical Growers Association. 2017. Information and Division, Tzaneen, Limpopo, South Africa., pp. 10-13.
- Underhill, S.J.R. and Critchley, C. 1994. Anthocyanin decolourisation and its role in lychee pericarp browning. *Australian Journal of Experimental Agriculture* 34: 115-122.
- Underhill, S.J.R. and Simons, D.H. 1993. Lychee (*Litchi chinensis* Sonn.) pericarp desiccation and the importance of postharvest micro-cracking. *Science Horticulturae* 54: 287-294.
- Valderrama, P. and Clemente, E. 2004. Isolation and thermostability of peroxidase isoenzymes from apple cultivars Gala and Fuji. *Food Chemistry* 87: 601-606.
- Valero, D. and Serrano, M. 2010. Postharvest biology and technology for preserving fruit quality. United States of America: CRC Press Taylor and Francis Group, pp. 23-26.
- Van den Berg, L. 1987. Water vapour pressure. In: Weichmann, J. (Eds.), Postharvest Physiology of Vegetables. Ed Dekker, New York, pp. 203-230.
- Wang, S.Y. and Zheng, W. 2001. Effect of plant temperature on antioxidant capacity in strawberry. *Journal of Agriculture and Food Chemistry* 49: 4977-4982.

- Wermund, U., Goyard, J., Jahiel, M. and Ohmayer, G. 2014. The effect of different fumigation protocols and packaging material on litchi fruit from Madagascar with regard to quality and shelf life. *Acta Horticulturae* 1029: 371-372.
- Wu, Z.X., Su, M.X. and Chen, W.X. 1997. Research advance on mechanism of litchi browning. *In: China Agricultural Products Storing and Processing Technical Annals*. China Agricultural University Publishing House, Beijing, pp. 294-302.
- Zauberman, G., Ronen, R., Akerman, M., Weksler, A., Rot, I. and Fuchs, Y. 1991. Postharvest retention of the red colour of litchi fruit pericarp. *Scientia Horticulturae* 47: 89-97.
- Zhang, D. and Quantick, P.C. 1997. Effect of chitosan coating on enzymatic browning and decay during postharvest storage of litchi (*Litchi chinensis* Sonn.) fruit. *Postharvest Biology and Technology* 12: 195-202.
- Zhang, D., Quantick, P.C. and Grigor, J.M. 2000. Changes in phenolic compounds in Litchi (*Litchi chinensis* Sonn.) fruit during postharvest storage. *Postharvest Biology and Technology* 19: 165-172.
- Zhang, Z., Huber, D.J., Qu, H., Yun, Z., Wang, H., Huang, Z., Huang, H. and Jiang, Y. 2015. Enzymatic browning and antioxidant activities in harvested litchi fruit as influenced by apple polyphenols. *Food Chemistry* 171: 191-199.
- Zhang, Z., Pang, X., Xuwu, D., Ji, Z. and Jiang, Y. 2005. Role of peroxidase in anthocyanin degradation in litchi fruit pericarp. *Food Chemistry* 90: 47-52.
- Zhang, Z., Peng, X., Ji, Z. and Jiang, Y. 2001. Role of anthocyanin degradation in litchi pericarp browning. *Food Chemistry* 75: 217-221.
- Zoffoli, J.P., Latorre, B.A. and Naranjo, P. 2009. Hairline, a postharvest cracking disorder in table grapes induced by sulfur dioxide. *Postharvest Biology and Technology* 47: 90-97.

APPENDICES

Appendix 1 ANOVA table for effect of packaging materials, SO₂ treatments and storage periods on 'Mauritius' fruit pericarp browning index

Source of variation	DF	SS	Mean Square	F Value	Pr > F
(A) SO ₂ treatment	5	5247.53395	1049.50679	14.16	<.0001
(B) Packaging	1	376.49105	376.49105	5.08	0.0272
A X B	5	696.07004	139.21401	1.88	0.1084
(C) Storage periods	3	11794.56903	3931.52301	53.04	<.0001
A X C	10	945.21518	94.52152	1.28	0.2602
B X C	2	1080.55447	540.27724	7.29	0.0013
A X B X C	10	854.56527	85.45653	1.15	0.3362

Appendix 2 ANOVA table for effect of packaging materials, SO₂ treatments and storage periods on 'Mauritius' fruit pericarp hue angle

Source of variation	DF	SS	Mean Square	F Value	Pr > F
(A) SO ₂ treatment	5	102.193659	20.438732	1.47	0.2108
(B) Packaging	1	39.769911	39.769911	2.86	0.0953
A X B	5	218.405924	43.681185	3.14	0.0127
(C) Storage periods	3	305.350861	101.783620	7.31	0.0002
A X C	10	1670.092197	167.009220	11.99	<.0001
B X C	2	85.565020	42.782510	3.07	0.0523
A X B X C	10	206.137690	20.613769	1.48	0.1641

Appendix 3 ANOVA table for effect of packaging materials, SO₂ treatments and storage periods on 'Mauritius' fruit pericarp chroma

Source of variation	DF	SS	Mean Square	F Value	Pr > F
(A) SO ₂ treatment	5	480.716073	96.143215	11.09	<.0001
(B) Packaging	1	0.094820	0.094820	0.01	0.9170
A X B	5	149.046219	29.809244	3.44	0.0076
(C) Storage periods	3	1414.228687	471.409562	54.36	<.0001
A X C	10	107.383768	10.738377	1.24	0.2816
B X C	2	23.186229	11.593115	1.34	0.2690
A X B X C	10	105.667183	10.566718	1.22	0.2936

Appendix 4 ANOVA table for effect of packaging materials, SO₂ treatments and storage periods on 'Mauritius' fruit pericarp lightness

Source of variation	DF	SS	Mean Square	F Value	Pr > F
(A) SO ₂ treatment	5	3495.096919	699.019384	178.57	<.0001
(B) Packaging	1	61.488135	61.488135	15.71	0.0002
A X B	5	178.544543	35.708909	9.12	<.0001
(C) Storage periods	3	1076.725136	358.908379	91.69	<.0001
A X C	10	430.510036	43.051004	11.00	<.0001
B X C	2	72.494563	36.247281	9.26	0.0003
A X B X C	10	13.613191	1.361319	0.35	0.9643